

EXPECT SOLUTIONS,
NOT JUST
PRODUCTS

Expect... **AVR**

TABLE OF CONTENTS

IN DIGITAL VERSION, PAGE NUMBERS ARE LINKED TO PAGES -
CLICK ON ANY "Expect AVK" LOGO TO RETURN TO TABLE OF CONTENTS

- 2 TABLE OF CONTENTS**
- 3 TABLE OF CONTENTS (Cont.)**
- 4 TABLE OF CONTENTS (Cont.)**

- 5 RESILIENT WEDGE GATE VALVES OPTIONS**
- 6 RESILIENT WEDGE GATE VALVES OPTIONS (Cont.)**

- 7 SERIES 65 REDUCED WALL DUCTILE AVAILABILITY**
- 8 SERIES 65 PRICING**

- 65/FFN - FLxFL - NRS
- 65/HFN - HYxFL - NRS
- 65/HHN - HYxHY - NRS
- 65/MFN - MJxFL - NRS
- 65/MMN - MJxMJ - NRS
- 65/PFN - POxFL - NRS
- 65/PPN - POxPO - NRS
- 65/HYMAX - SOCKETS

- 10 SERIES 45 FULL WALL DUCTILE AVAILABILITY**
- 11 SERIES 45 PRICING**

- 45/FFN - FLxFL - NRS
- 45/FFH - FLxFL - NRS - 250 PSI
- 45/MFN - MJxFL - NRS
- 45/MFT - MJxFL - NRS - TAPPING
- 45/MMN - MJxMJ - NRS
- 45/MMC - MJxMJ CUT-IN
- 45/PFN - POxFL - NRS
- 45/PPN - POxPO - NRS
- 45/IIN - IPSxIPS - NRS

- 13 SERIES 55 LARGE DIAMETER DUCTILE AVAILABILITY**
- 14 SERIES 55 PRICING**

- 55/FFN - FLxFL - NRS
- 55/MFN - MJxFL - NRS
- 55/MMN - MJxMJ - NRS
- 55/FFN - FLxFL - OS&Y

- 16 SERIES 66 HDPE ENDS, DUCTILE AVAILABILITY**

- 16 SERIES 66 PRICING**
- 66/EEN - PEXPE - NRS

- 66/MEF - MJxPE - TRANS. FITTING

- 17 SERIES 03 SMALL DUCTILE AVAILABILITY**

- 18 SERIES 03 PRICING**
- 03/TTN - NPTxNPT - NRS

- 19 SERIES 25 FULL WALL GREY IRON AVAILABILITY**

- 20 SERIES 25 FULL WALL GREY IRON PRICING**

- 25/FFN - FLxFL - NRS
- 25/MMN - MJxMJ - NRS
- 25/IIN - IPSxIPS - NRS

- 21 GATE VALVES OPTIONS / ACCESSORY PRICING**

- WRENCH NUTS
- HANDWHEELS
- POST INDICATOR PLATES
- MJ ACCESSORY KITS
- TAPPING VALVE ACCESSORY KITS
- CHAIN WHEEL OPERATOR -NRS
- CHAIN WHEEL OPERATOR -OS&Y
- MOTOR OPERATORS

- 23 • GASKETS**
- BYPASS KITS

- 24 • SERIES 55 TAPPING**
- OPTIONAL BOLTING
- OPTIONAL STEMS

- 25 • OPTIONAL EPOXY COATING**
- OPTIONAL PUR COATING
- GEARING

- 26 • HANDWHEELS FOR GEARING**
- ISO ACTUATOR PLATES
- OPTIONAL NBR WEDGES

- 27 DRY BARREL HYDRANT OPTIONS**

- 28 DRY BARREL HYDRANT OPTIONS (Cont.)**

- 29 SERIES 27 DRY BARREL HYDRANT AVAILABILITY / PRICING**

- 27N/PHH - Nostalgic - 2780

- 30 SERIES 27 DRY BARREL HYDRANT PRICING**

- 27N/NHH - Nostalgic -2794

- 27N/PNN - Nostalgic- 2760

- 31 • 27N/PPN - Nostalgic- 2756**

- 27M/PHH - Modern- 2700

- 32 • 27M/PNN - Modern - 2712**

- 27M/PPN - Modern- 2736

- 33 • 27M/PHH - Modern - 2730 - Alpine**

- 27M/PPH - Modern- 27CA - Monitor

- 34 DRY BARREL HYDRANT OPTIONS / ACCESSORY PRICING**

- FLOWGUARD I™ CHECK VALVE
- HYDRANT OPTIONS
- TAMPER GUARD

- 35 • EXTENSION KITS**

- TRAFFIC KITS
- HYDRANT TOOLS
- BOLTING/STEM OPTION

- 36 DRY BARREL HYDRANT OPTIONS / ACCESSORY PRICING**

- STORZ NOZZLES / CAPS
- STORZ NOZZLES ADAPTORS
- OPTIONAL EPOXY/PUR COATING

- 37 WET BARREL HYDRANT OPTIONS**

- 38 WET BARREL HYDRANT AVAILABILITY**

- 39 SERIES 24 WET BARREL HYDRANT PRICING**

- 24I/PHH - DI, Wet Barrel -2491
- 24I/PHN - DI, Wet Barrel -2470
- 24I/PPH - DI, Wet Barrel -2420

- 40 • 24S/PHH - SS, Wet Barrel -245X**

- 24S/PHN - SS, Wet Barrel -244X
- 24S/PPH - SS, Wet Barrel -243X

- 40 WET BARREL HYDRANT OPTIONS / ACCESSORY PRICING**

- 24/80 - BREAK FLANGE KIT
- 24/82 - BREAK RING KIT
- 24/88X - FLOWGUARD II™ KIT

TABLE OF CONTENTS

IN DIGITAL VERSION, PAGE NUMBERS ARE LINKED TO PAGES -
CLICK ON ANY "Expect AVK" LOGO TO RETURN TO TABLE OF CONTENTS

- 41 POST/FLUSHING DRY BARREL HYDRANT OPTIONS**
- 42 POST/FLUSHING DRY BARREL HYDRANT AVAILABILITY**
- 43 SERIES 67, POST/FLUSHING, DRY BARREL HYDRANT PRICING**
 - 67/XX - POST/FLUSHING HYDRANT
- 43 SERIES 67, POST/FLUSHING, OPTIONS / ACCESSORY PRICING**
 - SERIES 67 EXTENSION KITS
 - SERIES 67 TRAFFIC REPAIR KITS
 - SERIES 67 HYDRANT TOOLS

- 44 SWING CHECK VALVE OPTIONS**
- 45 SWING CHECK VALVE AVAILABILITY / PRICING**
 - 41/XP - Swing Check Valve - Plain

- 46 SERIES 41 SWING CHECK PRICING**

- 41/XS - Swing Check Valve - Lever & Spring
- 41/XW - Swing Check Valve - Lever & Weight

- 46 SWING CHECK VALVE OPTIONS / ACCESSORY PRICING**

- 41/5227 - PLAIN HEAD ASSY.
- 41/5224 - ACTUATED HEAD ASSY.

- 47 BALL CHECK VALVE OPTIONS**

- 48 BALL CHECK VALVE AVAILABILITY**

- 49 SERIES 53 BALL CHECK VALVE PRICING**

- 53/FFI - Ductile Iron - FLxFL
- 53/NNI - Ductile Iron - NPTxNPT
- 53/NNS - Stainless Steel - NPTxNPT

- 50 SERIES 53 BALL CHECK VALVE OPTIONS / ACCESSORY PRICING**

- REPLACEMENT BALL – SINKING
- REPLACEMENT BALL – FLOATING
- 53/FF COVER O-RINGS
- 53/NN COVER O-RINGS

- 51 UL/FM FIRE PROTECTION PRODUCT PRICING**

- 52 SERIES 45 PRICING**

- 45/FFP - FLxFL - PIV
- 45/GFP - GVxFL - PIV - IPS
- 45/GGP - GVxGV - PIV - IPS
- 45/MFP - MJxFL - PIV
- 45/MMP - MJxMJ - PIV

- 53**

- 45/PFP - POxFL - PIV

- 54**

- 45/FFO - FLxFL - OS&Y - 125
- 45/FFOH - FLxFL - OS&Y - 250
- 45/GFO - GVxFL - OS&Y - IPS
- 45/GGO - GVxGV - OS&Y - IPS

- 55 SERIES 34 PRICING**

- 55**
 - 34/OX - Telescoping Indicator Post
 - 34/8X - Wall Post Indicator

- 56 SERIES 45 UL/FM NRS WATER DISTRIBUTION VALVE PRICING**

- 45/FFN - FLxFL - NRS
- 45/FFH - FLxFL - NRS - 250 PSI
- 45/MFN - MJxFL - NRS
- 45/MMN - MJxMJ - NRS
- 45/PFN - POxFL - NRS

- 57**

- 45/PPN - POxPO - NRS

- 58 PLUG VALVE OPTIONS**

- 58 PLUG VALVE AVAILABILITY / PRICING**

- 58 SERIES 764 PLUG VALVE PRICING**

- 764/FFA - FLxFL - Actuated

- 59 SERIES 766 DOUBLE ECCENTRIC BUTTERFLY VALVE AVAILABILITY**

- 60 SERIES 766 DOUBLE ECCENTRIC BUTTERFLY VALVE PRICING**

- 766/FF/BFV/GB - FLxFL - Rotork Gearbox - 250 PSI - SGL-DIR
- 766/FF/BFV/GB - FLxFL - Rotork Gearbox - 250 PSI - DUAL-DIR

- 61**

- 766/MM/BFV/GB - MJxMJ - Rotork Gearbox - 250 PSI - SGL-DIR
- 766/MM/BFV/GB - MJxMJ - Rotork

- Gearbox - 250 PSI - DUAL-DIR

- 62 SERIES 816 CONCENTRIC BUTTERFLY VALVE AVAILABILITY**

- 63 SERIES 816 CONCENTRIC BUTTERFLY VALVE PRICING**

- 816/FF/BFV/GB - FLxFL - Rotork Gearbox - 250 PSI - SGL-DIR
- 816/FF/BFV/GB - FLxFL - Rotork Gearbox - 250 PSI - DUAL-DIR
- 816/MF/BFV/GB - MJxFL - Rotork Gearbox - 250 PSI - SGL-DIR
- 816/MF/BFV/GB - MJxFL - Rotork Gearbox - 250 PSI - DUAL-DIR

- 64**

- 816/MM/BFV/GB - MJxMJ - Rotork Gearbox - 250 PSI - SGL-DIR
- 816/MM/BFV/GB - MJxMJ - Rotork Gearbox - 250 PSI - DUAL-DIR
- 816/WW/BFV/GB - WAF - Rotork Gearbox - 250 PSI - SGL-DIR
- 816/WW/BFV/GB - WAF - Rotork Gearbox - 250 PSI - DUAL-DIR

- 65**

- 816/FF/BFV/GB - FLxFL Lever - 150 PSI - SGL-DIR
- 816/FF/BFV/GB - FLxFL Lever - 150 PSI - DUAL-DIR
- 816/WW/BFV/GB - WAF Lever - 250 PSI - SGL-DIR
- 816/WW/BFV/GB - WAF Lever - 250 PSI - DUAL-DIR

- 66 SERIES 85 HDPE BALL VALVE AVAILABILITY**

- 67**
 - 85/BALL/PEBV/DR11
 - 85/BALL/PEBV/DR9
 - 85/BALL/PEBV/DR7

- 68 WARRANTY INFORMATION**

- 69** • FLOWGUARD II

- 70** • RESILIENT WEDGE GATE VALVES

- 71** • SERIES 24 – WET BARREL HYDRANTS

TABLE OF CONTENTS

IN DIGITAL VERSION, PAGE NUMBERS ARE LINKED TO PAGES -
CLICK ON ANY "Expect AVK" LOGO TO RETURN TO TABLE OF CONTENTS

WARRANTY INFORMATION (Cont.)

- 72** • SERIES 27 – DRY BARREL HYDRANTS
- 73** • SERIES 34 – INDICATOR POSTS
- 74** • SERIES 41 – SWING CHECK VALVES
- 75** • SERIES 53 – BALL CHECK VALVES
- 76** • SERIES 67 – POST HYDRANT
- 77** • TAMPERGUARD HYDRANT LOCK
- 78** • SERIES 27 – DRY BARREL HYDRANT CHECK VALVE
- 79** • SERIES 764 – ECCENTRIC PLUG VALVES
- 80** • SERIES 766 – DOUBLE ECCENTRIC BUTTERFLY VALVES
- 81** • SERIES 816 – CONCENTRIC BUTTERFLY VALVES

AWWA, RESILIENT WEDGE

GATE VALVES – OPTIONS

AWWA RESILIENT WEDGE GATE VALVE OPTIONS (1" THROUGH 30")*

• Valves Series

- S65 – Reduced Wall Ductile Iron (AWWA C515 Compliant); 2.5" – 12"
- S45 – Full Wall Ductile Iron (AWWA C509 Compliant); 2" – 16" (2" S25 Grey Iron Valve)
- S55 – Large Diameter Reduced Wall Ductile Iron (AWWA C515 Compliant); 18", 20", 24", & 30"
- S66 – Reduced Wall Ductile Iron with HDPE ends (AWWA C515 Compliant) 2" – 12"
- S25 – 2" MJxMJ, 2" FLxFL, and 2.5" to 8" Push-On IPS Valves
- S18 – Combitee
- S03 – Small Ductile

• End Connections

- MJxMJ
- FLxFL
- POxPO (IPS & DIPS)
- MJxFL
- POxFL
- PEXPE (IPS & DIPS)
- GRxGR
- HYxHY
- HYxFL

• Valve Type

- Non Rising Stem (NRS)
- Outside Screw and Yoke (OS&Y)
- Tapping

• Stem Material

- Stainless Steel (Standard)
- Low Zinc Bronze
- 304 Stainless Steel
- 316 Stainless Steel

• Wedge Coating Material

- EPDM (Standard)
- NBR

• Bolting Materials

- 304 Stainless Steel (Standard)
- 316 Stainless Steel
- Zinc Plated Steel

• Pressure Rating

- 250 psi
- 350 psi (S45 FLxFL only, with ASME B16.1 Class 250 flanges)

• Listing and Approvals

- NSF 61 (Standard)
- NSF 372 (Standard)
- UL/ULC/FM (Series 45 only)

AWWA, RESILIENT WEDGE

GATE VALVES – OPTIONS (cont.)

AWWA RESILIENT WEDGE GATE VALVE OPTIONS (1" THROUGH 30")* CONT.

- Actuation

- Operating Nut (Standard)
- Bronze Operating Nut
- Hand Wheel
- Bevel Gear (NRS and OS&Y)
- Spur Gear (NRS Only)
- Chain Wheel
- Actuation Plate and Keyed Stem (Standard on gate valves 18" and larger)
- Electric Motor Operator (NRS and OS&Y)

- Coatings – Fusion Bonded Epoxy (8 mils)

- Holiday Free Internal
- Holiday Free External
- Polyurethane (PUR)

- Stem Material

- Stainless Steel (Standard)
- Low Zinc Bronze
- 316 Stainless Steel

- Bypass Kits (18", 20", 24", 30" & 36")

- 1" through 3" with NPT ends, see Series 03.

- NOTE: These are generally available options for AVK AWWA gate valves. Some options are not available for all valve types and sizes. Contact American AVK for details.

- * AWWA applicable for 3" through 30"

AWWA RESILIENT WEDGE GATE VALVE ACRONYMS :

ANSI - American National Standards Institute

ASME - American Society of Mechanical Engineers

AWWA - American Water Works Association

DIPS - Ductile Iron Pipe Size

EPDM - Ethylene Propylene Diene Monomer

FL - Flange

FM - Factory Mutual

GR - Grooved

HDPE - High Density Polyethylene

HY - HYMAX®

IPS - Iron Pipe Size

MJ - Mechanical Joint

NBR - Nitrile Butyl Rubber

NRS - Non Rising Stem

NPT - National Pipe Thread

OS&Y - Outside Screw/Stem & Yoke

PE - Polyethylene

PIV - Post Indicator Valve

PO - Push - On

PUR - Polyurethane

SDR - Standard Dimension Ratio

SS - Stainless Steel

UL - Underwriters Laboratories

American AVK Resilient Wedge Gate Valve Class Code/ Ref. # / Breakdown

AA	-	BBB	-	CC	-	D
Series no.		Valve size		Flange config.		Stem type/Option
03 - Small Ductile		032 - 1" *		EE - PExPE		C - Cut-in
18 - Combitee		040 - 1.25" *		FF - FLxFL		F - Fitting
25 - Full Wall Grey Iron		050 - 2"		GG - GRxGR		H - High Pressure
45 - Full Wall Ductile		063 - 2" *		II - IPSxIPS		N - NRS
55 - Large Diameter Ductile		065 - 2.5"		HF - HYxFL		O - OS&Y
65 - Reduced Wall Ductile		070 - 2.5" *		HH - HYxHY		P - PIV
66 - HDPE Ends Ductile		080 - 3"		ME - MJxPE		T - Tapping
		090 - 3" *		MF - MJxFL		
		100 - 4"		MM - MJxMJ		
		150 - 6"		PF - POxFL		
		200 - 8"		PP - POxPO		
		250 - 10"		TT - NPTxNPT		
		300 - 12"				
		350 - 14"				
		400 - 16"				
		450 - 18"				
		500 - 20"				
		600 - 24"				
		800 - 30"				
		900 - 36"				

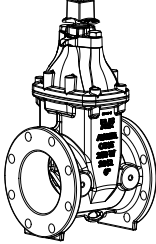
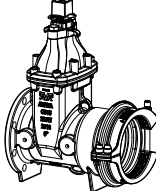
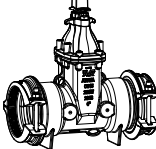
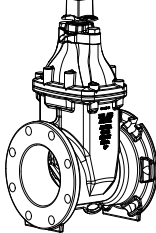
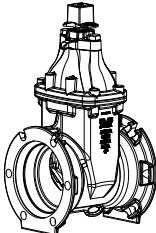
* For Series 03 only

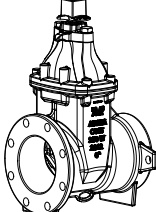
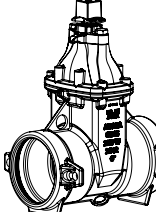
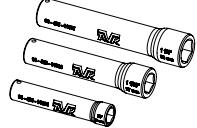
SERIES 65 AWWA C515

REDUCED WALL DUCTILE

Size	FLxFL	HYxFL	HYxHY	MJxFL	MJxMJ	POxFL	POxPO
2"			X				
2.5"	X*		X				
3"	X	X	X	X	X		
4"	X	X	X	X	X	X	X
6"	X	X	X	X	X	X	X
8"	X	X	X	X	X	X	X
10"	X	X	X	X	X	X	X
12"	X	X	X	X	X	X	X

* Sizes below 3" not included in AWWA Standards

Type	AVK Ref. #	Size	Weight		Price US \$	
			kg	lb		
Series 65/FFN REDUCED WALL DUCTILE FL X FL To AWWA C515 Flanged ends to ASME B 16.42 Class 150 NRS Ductile iron 250 PSI Size 2.5"-12"						
	65-065-FFN	2.5"	17	38	875	
	65-080-FFN	3"	21	46	1,039	
	65-100-FFN	4"	28	62	1,161	
	65-150-FFN	6"	47	103	1,551	
	65-200-FFN	8"	66	146	2,425	
	65-250-FFN	10"	102	224	3,851	
65-300-FFN	12"	141	310	4,651		
For 2" valves see Series 25 pg#17						
Series 65/HFN REDUCED WALL DUCTILE HY X FL To AWWA C515 HYMAX GRIP® X Flanged end to ANSI B 16.1 Class 125 NRS Ductile iron 250 PSI Size 4"-12"						
	65-100-HFN	4"	34	73	1,347	
	65-150-HFN	6"	54	119	1,811	
	65-200-HFN	8"	78	170	2,717	
	65-250-HFN	10"	115	253	4,277	
65-300-HFN	12"	151	331	5,357		
Series 65/HHN REDUCED WALL DUCTILE HY X HY To AWWA C515 HYMAX GRIP® ends Class 150 NRS Ductile iron 250 PSI Size 1.5"-12"						
	65-050-HHN	1.5"-2"	38	83	1,068	
	65-065-HHN	2.5"	38	83	1,293	
	65-080-HHN	3"	38	83	1,436	
	65-100-HHN	4"	38	83	1,599	
	65-150-HHN	6"	60	131	2,123	
	65-200-HHN	8"	88	193	3,329	
	65-250-HHN	10"	127	279	4,843	
	65-300-HHN	12"	159	349	6,017	
	less MJ accessories					
Series 65/MFN REDUCED WALL DUCTILE MJ X FL To AWWA C515 Mechanical joint end X Flanged end to ANSI B 16.1 Class 125 NRS Ductile iron 250 PSI Size 3"-12"						
	65-080-MFN	3"	19	42	995	
	65-100-MFN	4"	25	54	1,119	
	65-150-MFN	6"	43	95	1,495	
	65-200-MFN	8"	63	139	2,335	
	65-250-MFN	10"	90	199	3,709	
	65-300-MFN	12"	135	297	4,479	
Series 65/MMN REDUCED WALL DUCTILE MJ X MJ To AWWA C515 To AWWA C515 Mechanical joint ends NRS Ductile iron 250 PSI Size 3"-12"						
	less MJ accessories					
	65-080-MMN	3"	19	42	1,049	
	65-100-MMN	4"	24	52	1,171	
	65-150-MMN	6"	42	93	1,495	
	65-200-MMN	8"	59	129	2,379	
	65-250-MMN	10"	89	195	3,709	
65-300-MMN	12"	127	279	4,693		
For 2" valves see Series 25 pg#17						

<p>Type</p> <p>Series 65/PFN REDUCED WALL DUCTILE PO X FL To AWWA C515</p> <p>Push-on joint end X Flanged end to ASME B 16.42 Class 150 NRS Ductile iron 250 PSI Size 4"-12"</p> 	<table border="1"> <thead> <tr> <th data-bbox="574 96 889 268">AVK Ref. #</th> <th data-bbox="889 96 1101 268">Size</th> <th colspan="2" data-bbox="1101 96 1430 268">Weight</th> <th data-bbox="1430 96 1549 268">Price</th> </tr> <tr> <td></td> <td></td> <th data-bbox="1101 184 1198 268">kg</th> <th data-bbox="1198 184 1430 268">lb</th> <th data-bbox="1430 184 1549 268">US \$</th> </tr> </thead> <tbody> <tr> <td>65-100-PFN</td> <td>4"</td> <td>26</td> <td>58</td> <td>1,181</td> </tr> <tr> <td>65-150-PFN</td> <td>6"</td> <td>43</td> <td>95</td> <td>1,557</td> </tr> <tr> <td>65-200-PFN</td> <td>8"</td> <td>65</td> <td>142</td> <td>2,459</td> </tr> <tr> <td>65-250-PFN</td> <td>10"</td> <td>96</td> <td>212</td> <td>3,867</td> </tr> <tr> <td>65-300-PFN</td> <td>12"</td> <td>130</td> <td>287</td> <td>4,757</td> </tr> </tbody> </table> <p>Gaskets not included with DIP PO Valves</p>	AVK Ref. #	Size	Weight		Price			kg	lb	US \$	65-100-PFN	4"	26	58	1,181	65-150-PFN	6"	43	95	1,557	65-200-PFN	8"	65	142	2,459	65-250-PFN	10"	96	212	3,867	65-300-PFN	12"	130	287	4,757
AVK Ref. #	Size	Weight		Price																																
		kg	lb	US \$																																
65-100-PFN	4"	26	58	1,181																																
65-150-PFN	6"	43	95	1,557																																
65-200-PFN	8"	65	142	2,459																																
65-250-PFN	10"	96	212	3,867																																
65-300-PFN	12"	130	287	4,757																																
<p>Series 65/PPN REDUCED WALL DUCTILE PO X PO To AWWA C515</p> <p>Push-on joint ends NRS Ductile iron 250 PSI Size 4"-12"</p> 	<table border="1"> <tbody> <tr> <td>65-100-PPN</td> <td>4"</td> <td>26</td> <td>56</td> <td>1,203</td> </tr> <tr> <td>65-150-PPN</td> <td>6"</td> <td>43</td> <td>95</td> <td>1,583</td> </tr> <tr> <td>65-200-PPN</td> <td>8"</td> <td>65</td> <td>142</td> <td>2,403</td> </tr> <tr> <td>65-250-PPN</td> <td>10"</td> <td>96</td> <td>212</td> <td>3,881</td> </tr> <tr> <td>65-300-PPN</td> <td>12"</td> <td>130</td> <td>287</td> <td>4,865</td> </tr> </tbody> </table> <p>Gaskets not included with DIP PO Valves</p>	65-100-PPN	4"	26	56	1,203	65-150-PPN	6"	43	95	1,583	65-200-PPN	8"	65	142	2,403	65-250-PPN	10"	96	212	3,881	65-300-PPN	12"	130	287	4,865										
65-100-PPN	4"	26	56	1,203																																
65-150-PPN	6"	43	95	1,583																																
65-200-PPN	8"	65	142	2,403																																
65-250-PPN	10"	96	212	3,881																																
65-300-PPN	12"	130	287	4,865																																
<p>Series 27/65/67 HYMAX GRIP® Socket Set</p> <p>Sizes 1.5"-12"</p> 	<table border="1"> <tbody> <tr> <td>96-350-00282</td> <td>1.5" through 12"</td> <td>260</td> </tr> </tbody> </table> <p>Socket sets can be used on all HYMAX GRIP® fittings for Series 65 valves, Series 27 & 67 hydrants</p>	96-350-00282	1.5" through 12"	260																																
96-350-00282	1.5" through 12"	260																																		

AWWA C515, REDUCED WALL DUCTILE, RESILIENT WEDGE GATE VALVES

SERIES 45, AWWA C509/C515

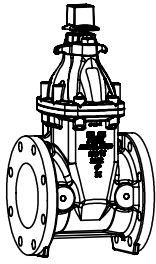
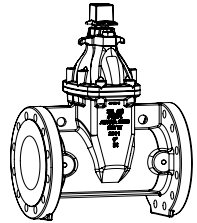
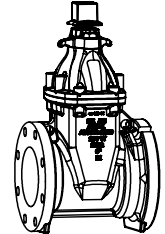
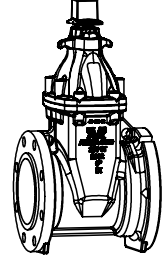
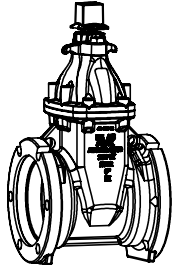
FULL WALL DUCTILE

Series 45 AWWA Availability Listing

Size	FLxFL	FLxFL 250 PSI	GRxGR	IPSxIPS	MJxFL	MJxFL TAPPING	MJxMJ	MJxMJ CUT-IN	POxPO	POxFL
2"				X*						
2.5"	X*									
3"	X		X		X	X	X			
4"	X	X	X		X	X	X		X	X
6"	X	X	X		X	X	X	X	X	X
8"	X	X	X		X	X	X	X	X	X
10"	X	X			X	X	X	X	X	X
12"	X	X			X	X	X	X	X	X
14"	X				X		X			
16"	X				X		X		X	X

* Sizes below 3" not included in AWWA Standards

AWWA C509/C515, FULL WALL DUCTILE, RESILIENT WEDGE GATE VALVES

Type	AVK Ref. #	Size	Weight		Price US \$	
			kg	lb		
Series 45/FFN FULL WALL DUCTILE FL X FL To AWWA C509/C515 125 lb. Flange Flanged ends to ASME B 16.42 Class 150 NRS Ductile iron 250 PSI Size 2.5"-16" * ** For 2" FLxFL see Series 25		45-065-FFN	2.5"	17	38	875
	45-080-FFN	3"	19	42	1,039	
	45-100-FFN	4"	29	63	1,161	
	45-150-FFN	6"	44	97	1,551	
	45-200-FFN	8"	70	154	2,425	
	45-250-FFN	10"	122	269	3,851	
	45-300-FFN	12"	186	409	4,651	
	45-350-FFN*	14"	281	620	14,501	
	45-400-FFN*	16"	358	790	15,729	
	* 14"- 36" discount applies					
Series 45/FFH FULL WALL DUCTILE FL X FL To AWWA C509/C515 250 lb. Flange Flanged ends to ASME B 16.42 Class 250 NRS Ductile iron AWWA 250 PSI CWP 350 PSI Size 4"-12"		45-100-FFH	4"	41	91	3,900
	45-150-FFH	6"	73	161	4,335	
	45-200-FFH	8"	111	244	5,783	
	45-250-FFH	10"	166	366	9,390	
	45-300-FFH	12"	245	541	10,548	
Series 45/MFN FULL WALL DUCTILE MJ X FL To AWWA C509/C515 Mechanical joint end X Flanged end ASME B 16.42 Class 150 NRS Ductile Iron 250 PSI Size 3"-16"		45-080-MFN	3"	20	43	995
	45-100-MFN	4"	28	62	1,119	
	45-150-MFN	6"	47	103	1,495	
	45-200-MFN	8"	71	155	2,335	
	45-250-MFN	10"	109	240	3,709	
	45-300-MFN	12"	153	337	4,479	
	45-350-MFN*	14"	381	840	14,501	
	45-400-MFN*	16"	372	820	15,729	
	* 14"- 36" discount applies					
Series 45/MFT FULL WALL DUCTILE MJ X TAP To AWWA C509/515 Mechanical joint end X Flanged end for tapping sleeves Class 150 NRS Ductile Iron 250 PSI Size 4"-12"		45-100-MFT	4"	32	71	1,477
	45-150-MFT	6"	53	117	2,085	
	45-200-MFT	8"	79	174	3,097	
	45-250-MFT	10"	120	265	4,669	
	45-300-MFT	12"	182	401	7,051	
Series 45/MMN FULL WALL DUCTILE MJ X MJ To AWWA C509/C515 Mechanical joint ends NRS Ductile iron NRS 250 PSI Size 4"-16" * * For 2" MJxMJ see Series 25		45-080-MMN	3"	20	43	1,049
	45-100-MMN	4"	28	62	1,171	
	45-150-MMN	6"	47	103	1,495	
	45-200-MMN	8"	71	155	2,379	
	45-250-MMN	10"	109	240	3,709	
	45-300-MMN	12"	153	337	4,693	
	45-350-MMN*	14"	360	794	14,501	
	45-400-MMN*	16"	363	800	15,729	
	* 14"- 36" discount applies					

Type	AVK Ref. #	Size	Weight		Price US \$
			kg	lb	
Series 45/MMC FULL WALL DUCTILE MJ Cut-In Valve To AWWA C509/C515 Mechanical joint ends for cut-in NRS 250 PSI Size 4"-12"	less MJ accessories				
	45-100-MMC	4"	28	62	1,647
	45-150-MMC	6"	47	103	2,033
	45-200-MMC	8"	70	155	3,155
	45-250-MMC	10"	109	240	4,751
	45-300-MMC	12"	153	337	5,931
Series 45/PFN FULL WALL DUCTILE PO X FL To AWWA C509/C515 Push-on joint end X Flanged end to ASME B 16.42 Class 150 NRS Ductile Iron 250 PSI Size 4"-12"&16"	w/o gasket				
	45-100-PFN	4"	27	59	1,181
	45-150-PFN	6"	45	98	1,557
	45-200-PFN	8"	70	154	2,459
	45-250-PFN	10"	105	232	3,867
	45-300-PFN	12"	163	358	4,757
45-400-PFN*	16"	363	800	15,729	
Gaskets not included with DIP PO Valves					
* 14"- 36" discount applies					
Series 45/PPN FULL WALL DUCTILE PO X PO To AWWA C509/C515 Push-on joint ends NRS Ductile Iron 250 PSI Size 4"-12"&16"	w/o gasket				
	45-100-PPN	4"	26	57	1,203
	45-150-PPN	6"	44	97	1,583
	45-200-PPN	8"	71	157	2,403
	45-250-PPN	10" *	103	227	3,881
	45-300-PPN	12" *	178	391	4,865
45-400-PPN*	16"	446	982	15,729	
Gaskets not included with DIP PO Valves					
* Special gaskets available for 10" & 12" IPSxIPS					
* 14"- 36" discount applies					
Series 45/IIN FULL WALL DUCTILE IPS X IPS Push-on joint ends for PVC pipes NRS Ductile Iron 250 PSI Size 2"	45-050-IIN	2"	8	18	763

SERIES 55, AWWA C515

LARGE DIAMETER DUCTILE

Series 55 AWWA Availability Listing

Size	FLxFL	MJxFL	MJxMJ
18"	X	X *	X
20"	X	X *	X
24"	X	X *	X
30"	X **	X **	X **
36"	X	X	X

* MJxFL Adaptor Kit on FLxFL valve and MJxFL can be used as tapping valve

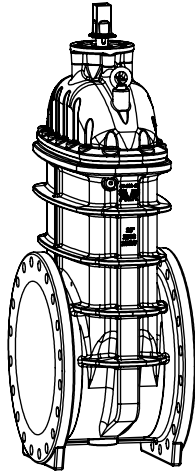
** Integral Bypass Flanges on long lay length

AWWA C515, LARGE DIAMETER DUCTILE, RESILIENT WEDGE GATE VALVES

Type

**Series 55/FFN
LARGE DIAMETER C515
FLxFL**

Full wall ductile iron
Flanged ends to
ANSI B 16.1,
Class 150 NRS
250 PSI
Size 18", 20", 24", 30", 36"



AVK Ref. #	Size	Weight		Price US \$
		kg	lb	
55-450-FFN	18"	599	1321	25,745
55-500-FFN	20"	639	1408	30,919
55-600-FFN	24"	856	1886	43,963
55-800-FFN	30"	2434	5366	76,700
55-900-FFN	36"	3780	8332	122,700

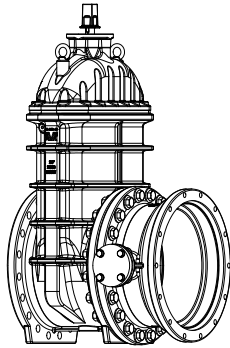
30" FLxFL available in lay lengths of 26" - Short, and 39" - Long. Long lay length has integral bypass flanges for mounting bypass valve assembly. Specify lay length when ordering.

All 30"-36" valves are supplied with actuation.

Use Series 55 valve discount

**Series 55/MFN
LARGE DIAMETER C515
MJ X FL**

Full wall ductile iron
Mechanical joint end
X Flanged end to
ANSI B 16.1
Class 150 NRS
250 PSI
Size 18", 20", 24", 30", 36"



AVK Ref. #	Size	Weight		Price US \$
		kg	lb	
55-450-MFN	18"	XXXX	XXXX	25,745
55-500-MFN	20"	XXXX	XXXX	30,919
55-600-MFN	24"	XXXX	XXXX	43,963
55-800-MFN	30"	XXXX	XXXX	76,700
55-900-MFN	36"	3812	8404	122,700

less MJ accessories

18", 20", 24", FLxFL valve with MJxFL adaptor, less MJ accessories

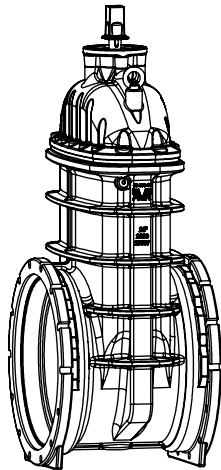
30", Integral bypass flanges

All 30"-36" valves are supplied with actuation.

Use Series 55 valve discount

**Series 55/MMN
LARGE DIAMETER C515
MJxMJ**

Full wall ductile iron
Mechanical joint ends
NRS
250 PSI
Size 18", 20", 24", 30", 36"



AVK Ref. #	Size	Weight		Price US \$
		kg	lb	
55-450-MMN	18"	603	1330	25,745
55-500-MMN	20"	635	1400	30,919
55-600-MMN	24"	847	1867	43,963
55-800-MMN	30"	2472	5450	76,700
55-900-MMN	36"	5151	11354	122,700

less MJ accessories

30", Integral bypass flanges

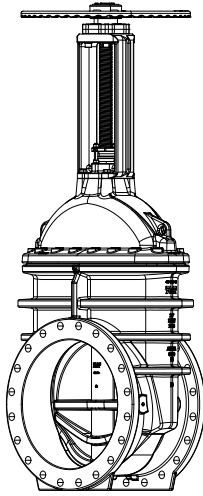
All 30"-36" valves are supplied with actuation.

Use Series 55 valve discount

Type

Series 55/FFO/MO
LARGE DIAMETER C515
FLxFL OS&Y
MANUAL OPERATION

Full wall ductile iron
 Flanged ends to
 ANSI B 16.1,
 Class 150 NRS
 250 PSI
 Size 18", 20", 24"



AVK Ref. #

Size

Weight
 kg lb

Price
 US \$

AVK Ref. #	Size	Weight kg	Weight lb	Price US \$
55-450-FFO-MO	18"	599	1321	28,820
55-500-FFO-MO	20"	639	1408	36,180
55-600-FFO-MO	24"	856	1886	49,990

Use 14"-36" valve discount

For geared OS&Y valves refer to the Series 753 price adders

SERIES 66, AWWA C515 (where applicable)

HDPE ENDS, DUCTILE

Series 66 AWWA Availability Listing

Size	SDR 9	SDR 11	SDR 13.5	SDR 17
2"	X	X	X	X
3"	X	X	X	X
4"	X	X	X	
6"	X	X	X	
8"	X	X	X	
10"	X	X	X	
12"	X	X	X	
14"		X		
16"		X		


When selecting SDR type, specify IPS or DIPS sizes

AWWA C515, HDPE ENDS, DUCTILE, RESILIENT WEDGE GATE VALVES

Type

**Series 66/EEN
Ductile iron gate valve with
PE-ends**

(Specify IPS or DIPS pipe size)
NRS
250 PSI
Size 4"-12"



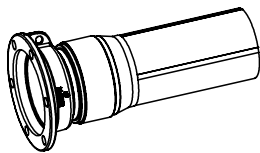
AVK Ref. #	Size	Weight		Price US \$			
		kg	lb	SDR 9	SDR 11	SDR 13.5	SDR 17
66-050-EEN	2"	9	20	1,041	991	998	958
66-080-EEN	3"	17	36	1,441	1,401	1,371	1,368
66-100-EEN	4"	26	56	1,601	1,551	1,503	N/A
66-150-EEN	6"	52	114	2,105	2,041	1,979	N/A
66-200-EEN	8"	80	175	3,383	3,335	3,289	N/A
66-250-EEN	10"	103	227	5,763	5,757	5,611	N/A
66-300-EEN	12"	152	335	8,131	8,015	7,921	N/A
66-350-EEN	14**	xxx	xxx	N/A	29,200	N/A	N/A
66-400-EEN	16**	xxx	xxx	N/A	30,500	N/A	N/A

Specify SDR size, IPS or DIPS

*14"-16" special delivery from Denmark, minimum of 16 weeks delivery

**Series 66/MEF
Ductile iron Mechanical Joint
Transition fitting for gate valve
with PE-ends**

250 PSI
Size 4"-12"



66-100-MEF	4"	12	27	351	351	351	N/A
66-150-MEF	6"	19	42	641	641	641	N/A
66-200-MEF	8"	30	65	851	851	851	N/A
66-250-MEF	10"	51	112	1,561	1,561	1,561	N/A
66-300-MEF	12"	69	152	1,841	1,841	1,841	N/A

Specify SDR size, IPS or DIPS

SERIES 03, AWWA C509 (where applicable)

SMALL DIAMETER DUCTILE

Series 03 AWWA Availability Listing		
Size	IPSxIPS	NPTxNPT
1"		X
1.5"		X
2"	X*	X
2.5"		X
3"		X

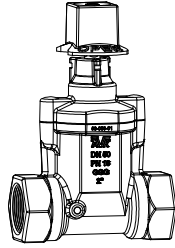
Sizes below 3" not included in AWWA Standards
 * For 2" IPSxIPS, see Series 45 pg.# 10

AWWA, RESILIENT WEDGE GATE VALVES

Type

**Series 03/TTN
SMALL DIAMETER DUCTILE
NPT X NPT**

NPT ends
NRS
250 PSI
Size 1"-3"



AVK Ref. #

Size

Weight
kg lb

Price
US \$

03-032-TTN	1"	4	8	691
03-050-TTN	1.5"	6	14	741
03-063-TTN	2"	8	18	715
03-075-TTN	2.5"	12	25	885
03-090-TTN	3"	15	32	1,055

SERIES 25, AWWA C509

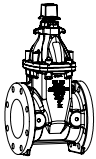
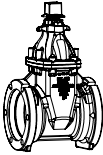
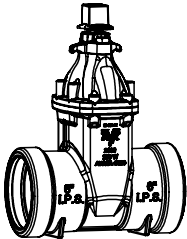
FULL WALL GREY IRON

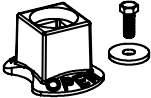
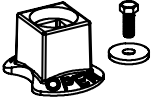
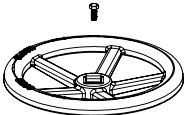
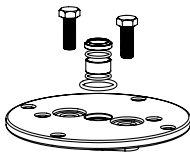
Series 25 AWWA Availability Listing


Size	FLxFL	IPSxIPS	MJxMJ
2"	X		X
2.5"		X	
3"		X	
4"		X	
6"		X	
8"		X	

Sizes below 3" not included in AWWA Standards
 For IPSxIPS 10"&12", see Series 45 POxPO with special gaskets pg.# 10

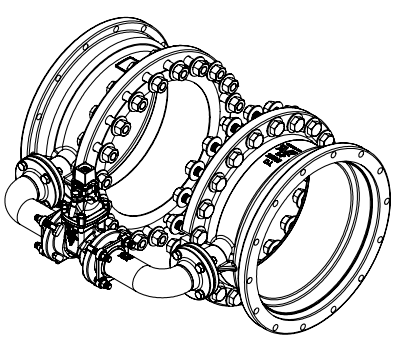
AWWA, RESILIENT WEDGE GATE VALVES

Type	AVK Ref. #	Size	Weight		Price US \$																					
			kg	lb																						
<p>Series 25/FFN FL X FL FULL WALL GREY IRON C509</p> <p>Flanged ends to ANSI B 16.1 Class 125 NRS 250 PSI Size 2"</p> 	25-050-FFN	2"	13	29	733																					
<p>Series 25/MMN MJ X MJ FULL WALL GREY IRON C509</p> <p>To AWWA C509 Mechanical joint ends NRS Grey cast iron 250 PSI Size 2"</p> 	25-050-MMN	2"	13	29	741																					
<p>Series 25/IIN IPS X IPS FULL WALL GREY IRON C509</p> <p>To AWWA C509 Push-on joint ends for PVC pipes NRS Grey Cast Iron 250 PSI Size 2.5"-12"</p> 	<p style="text-align: right;">IPS with gaskets</p> <table border="1"> <tr> <td>25-065-IIN</td> <td>2.5"</td> <td>20</td> <td>43</td> <td>1,045</td> </tr> <tr> <td>25-080-IIN</td> <td>3"</td> <td>20</td> <td>43</td> <td>1,113</td> </tr> <tr> <td>25-100-IIN</td> <td>4"</td> <td>28</td> <td>62</td> <td>1,275</td> </tr> <tr> <td>25-150-IIN</td> <td>6"</td> <td>47</td> <td>103</td> <td>1,649</td> </tr> <tr> <td>25-200-IIN</td> <td>8"</td> <td>71</td> <td>155</td> <td>2,599</td> </tr> </table> <p>Gaskets are included with IPS valves Note: 10" & 12" sizes use Series 65 POxPO with transition gaskets</p>	25-065-IIN	2.5"	20	43	1,045	25-080-IIN	3"	20	43	1,113	25-100-IIN	4"	28	62	1,275	25-150-IIN	6"	47	103	1,649	25-200-IIN	8"	71	155	2,599
25-065-IIN	2.5"	20	43	1,045																						
25-080-IIN	3"	20	43	1,113																						
25-100-IIN	4"	28	62	1,275																						
25-150-IIN	6"	47	103	1,649																						
25-200-IIN	8"	71	155	2,599																						

Type	AVK Ref. #	Size	Weight		Price US \$
			kg	lb	
Series 04 Wrench nut Ductile Iron 	F225	1" - 2" (for series 03)	0.8	1.8	41
	F225	2"	0.8	1.8	41
	F225	2.5"- 4"	1.0	2.2	51
	F225	6"	1.1	2.4	51
	F225	8" - 12"	1.2	2.6	61
	F225	14" - 16"	1.4	3.0	61
	F225	18" - 24"	2.3	5.0	201
	Please specify open left or open right, use gate valve parts discount				
Series 04 Wrench nut Bronze 	F225	1" - 2" (for series 03)	0.8	1.8	160
	F225	2"	0.8	1.8	160
	F225	2.5"- 4"	1.0	2.2	160
	F225	6"	1.1	2.4	185
	F225	8" - 12"	1.2	2.6	195
	F225	14" - 16"	1.4	3.0	200
	F225	18" - 24"	2.3	5.0	xxx
	Please specify open left or open right, use gate valve parts discount				
Series 08 Handwheel for AVK gate valves series 45, 55, 65 and 66 With bolt and washer Grey cast iron Size 1"-30" 	F222	1" - 2"	1.5	3.3	30
	F222	2.5" - 3"	3.0	6.6	50
	F222	4"	3.5	7.7	65
	F222	6"	4.2	9.3	85
	F222	8"	6.0	13.2	135
	F222	10" - 12"	11.0	24.3	180
	F222	14" - 16"	16.9	37.2	310
	F222	18" - 24"	18.2	40.0	540
	Please specify open left or open right, use gate valve parts discount				
Series 18/45/55/65/66 Post Indicator Plate Sizes 2.5"-24" Not UL/FM 	F224	2.5" through 16"			add 301
	F224	18"-24"			add 501
Series 25 kits used on series 45, 65, and 66 valves					

Type	AVK Ref. #	Size	Weight		Price US \$	
			kg	lb		
Tapping Valve Accessory Kit If kits require 304 Stainless Steel bolts add to list price: If kits require 316 Stainless Steel bolts add to list price:	F238A	4"	4	8	91	
	F238B	6"	5	10	121	
	F238C	8"	6	12	151	
	F238D	10"	7	15	261	
	F238E	12"	9	20	311	
			4"			add 51
			6"			add 121
			8"			add 121
			10"			add 151
			12"			add 181
			4"			add 81
			6"			add 151
			8"			add 151
			10"			add 181
			12"			add 221
Chain Wheel Operators for OS&Y Gate Valves Contact American AVK for lead times	Chain Wheel #	Valve Size	Chain Wheel Price	Chain/Ft Price		
	#2	2.5"-3"	371	9	9	
	#2.5	4"	531	9	9	
	#3	6"-8"	611	9	9	
	#3.5	10"-12"	921	11	11	
Chain Wheel Operators for NRS Gate Valves Contact American AVK for lead times	Chain Wheel #	Valve Size	Chain Wheel Price	Chain/Ft Price		
	#2	2.5"-3"	371	9	9	
	#2.5	4"	531	9	9	
	#3	6"-8"	1,211	9	9	
	#4	10"-12"	1,251	11	11	
	#4.5	14"-16"	1,979	11	11	
Motor Operators 					POA	
	Contact American AVK for specifications and availability					

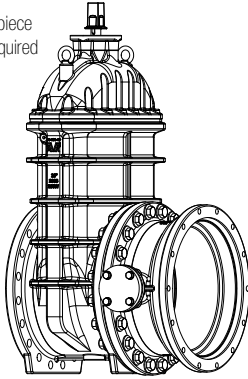
Type	AVK Ref. #	Size	Price US \$
Gaskets for Gate Valves and Fire Hydrants		IPS Valve Gasket (Part #25-xxx-07)	PO (C-900) DI Pipe Gasket (Part #25-xxx-04)
		2"	6 n/a
		2.5"	8 n/a
		3"	9 n/a
		4"	10 10
		6"	14 14
		8"	20 21
		10"	n/a 31
		12"	n/a 32
		16"	n/a n/a
Use gate valve parts discount			

Series 55 Bypass Kits	AVK Part #	Size	Price	
Includes spool pieces, bypass valve, elbows, and required hardware kit to valve 	55-450-7X	18"	5,601	
	55-500-7X	20"	6,001	
	55-600-7X	24"	8,801	
	55-800-7X*	30"	9,500	
	55-900-7X*	36"	11,000	
	* 30" & 36" does not include spool pieces - Spool connections, integral on body			
	Specify FLxFL, MJxFL, or MJxMJ			
	If kits require 304 Stainless Steel bolts add to list price:			
		18"		add 2,651
		20"		add 2,651
	24"		add 4,801	
	30"		POA	
	36"		POA	
If kits require 316 Stainless Steel bolts add to list price:				
	18"		add 3,201	
	20"		add 3,201	
	24"		add 5,501	
	30"		POA	
	36"		POA	
Less MJ and Flange accessories				

Type

Series 55 Tapping Kits

Includes MJ spool piece
Cover Plate, and required
hardware kit to
valve



AVK Ref. #

Size

**Price
US \$**

AVK Part #	Size	Price
55-450-7X	18"	2,601
55-500-7X	20"	3,201
55-600-7X	24"	4,001

If kits require 304 Stainless Steel bolts add to list price:

18"	add 1,331
20"	add 1,331
24"	add 2,401

If kits require 316 Stainless Steel bolts add to list price:

18"	add 1,601
20"	add 1,601
24"	add 2,701

Optional Stainless Steel Fasteners

Valve Size

List Price Adder

Valve Size	List Price Adder	
	316 NRS	304 OS&Y
1"-4"	189	101
6"	251	141
8"	301	151
10"	351	181
12"	421	211
14"-16"	1,321	
18"	1,981	
20"	2,651	
24"	3,251	
30"	POA	

Add to valve list price before discount

Optional Valve Stems

Optional NRS Stems

List Price Adder

Valve Size	430	304	316	Bronze
1"-3"	85	100	120	250
4"	100	120	150	300
6"	125	150	200	400
8"	185	200	250	500
10"	210	250	500	800
12"	250	300	600	1,000
14"-16"	POA	POA	POA	POA
18", 20", 24"	POA	POA	POA	POA
30"-36"	POA	POA	POA	POA

Optional OS&Y Stems

List Price Adder

Valve Size	430F Stainless	316 Stainless
3"	231	270
4"	231	270
6"	301	350
8"	461	540
10"	1,361	1,601
12"	1,481	1,741

Add to valve list price before discount

<p>Type</p> <p>Optional Epoxy Coatings</p>	<table border="0"> <thead> <tr> <th style="text-align: left;">Optional Epoxy Coating Requirements</th> <th style="text-align: right;">List Price Adder</th> </tr> </thead> <tbody> <tr> <td>Coating to exceed 10-12 mil thickness</td> <td style="text-align: right;">POA</td> </tr> <tr> <td>Holiday Free Coating Inside Only</td> <td style="text-align: right;">POA</td> </tr> <tr> <td>Holiday Free Coating Outside Only</td> <td style="text-align: right;">POA</td> </tr> <tr> <td>Purple (For reclaimed water)</td> <td style="text-align: right;">POA</td> </tr> </tbody> </table>	Optional Epoxy Coating Requirements	List Price Adder	Coating to exceed 10-12 mil thickness	POA	Holiday Free Coating Inside Only	POA	Holiday Free Coating Outside Only	POA	Purple (For reclaimed water)	POA																																										
Optional Epoxy Coating Requirements	List Price Adder																																																				
Coating to exceed 10-12 mil thickness	POA																																																				
Holiday Free Coating Inside Only	POA																																																				
Holiday Free Coating Outside Only	POA																																																				
Purple (For reclaimed water)	POA																																																				
<p>Gearing Series 753</p> <p>To AWWA C509/C515</p>	<table border="0"> <thead> <tr> <th style="text-align: left;">Bevel Gear Valve Sizes</th> <th style="text-align: right;">List Price Adder</th> </tr> </thead> <tbody> <tr><td>3"</td><td style="text-align: right;">4,070</td></tr> <tr><td>4"</td><td style="text-align: right;">4,070</td></tr> <tr><td>6"</td><td style="text-align: right;">4,470</td></tr> <tr><td>8"</td><td style="text-align: right;">4,470</td></tr> <tr><td>10"</td><td style="text-align: right;">4,670</td></tr> <tr><td>12"</td><td style="text-align: right;">4,670</td></tr> <tr><td>14"</td><td style="text-align: right;">4,970</td></tr> <tr><td>16"</td><td style="text-align: right;">4,970</td></tr> <tr><td>18"</td><td style="text-align: right;">5,870</td></tr> <tr><td>20"</td><td style="text-align: right;">5,870</td></tr> <tr><td>24"</td><td style="text-align: right;">6,570</td></tr> <tr><td>30"</td><td style="text-align: right;">POA</td></tr> </tbody> </table> <table border="0"> <thead> <tr> <th style="text-align: left;">Spur Gear Valve Sizes</th> <th style="text-align: right;">List Price Adder</th> </tr> </thead> <tbody> <tr><td>3"</td><td style="text-align: right;">4,070</td></tr> <tr><td>4"</td><td style="text-align: right;">4,070</td></tr> <tr><td>6"</td><td style="text-align: right;">4,470</td></tr> <tr><td>8"</td><td style="text-align: right;">4,470</td></tr> <tr><td>10"</td><td style="text-align: right;">4,670</td></tr> <tr><td>12"</td><td style="text-align: right;">4,670</td></tr> <tr><td>14"</td><td style="text-align: right;">4,970</td></tr> <tr><td>16"</td><td style="text-align: right;">4,970</td></tr> <tr><td>18"</td><td style="text-align: right;">5,870</td></tr> <tr><td>20"</td><td style="text-align: right;">5,870</td></tr> <tr><td>24"</td><td style="text-align: right;">6,570</td></tr> <tr><td>30"</td><td style="text-align: right;">POA</td></tr> </tbody> </table>	Bevel Gear Valve Sizes	List Price Adder	3"	4,070	4"	4,070	6"	4,470	8"	4,470	10"	4,670	12"	4,670	14"	4,970	16"	4,970	18"	5,870	20"	5,870	24"	6,570	30"	POA	Spur Gear Valve Sizes	List Price Adder	3"	4,070	4"	4,070	6"	4,470	8"	4,470	10"	4,670	12"	4,670	14"	4,970	16"	4,970	18"	5,870	20"	5,870	24"	6,570	30"	POA
Bevel Gear Valve Sizes	List Price Adder																																																				
3"	4,070																																																				
4"	4,070																																																				
6"	4,470																																																				
8"	4,470																																																				
10"	4,670																																																				
12"	4,670																																																				
14"	4,970																																																				
16"	4,970																																																				
18"	5,870																																																				
20"	5,870																																																				
24"	6,570																																																				
30"	POA																																																				
Spur Gear Valve Sizes	List Price Adder																																																				
3"	4,070																																																				
4"	4,070																																																				
6"	4,470																																																				
8"	4,470																																																				
10"	4,670																																																				
12"	4,670																																																				
14"	4,970																																																				
16"	4,970																																																				
18"	5,870																																																				
20"	5,870																																																				
24"	6,570																																																				
30"	POA																																																				

Type	Valve Sizes	Price US \$																												
<p>ISO Plate and Stem for Series 45 & 65</p>	<p style="text-align: right;">add 251</p>																													
<p>Optional NBR Wedges</p>	<table border="1"> <tr><td>2.5"</td><td>175</td></tr> <tr><td>3"</td><td>208</td></tr> <tr><td>4"</td><td>232</td></tr> <tr><td>6"</td><td>310</td></tr> <tr><td>8"</td><td>485</td></tr> <tr><td>10"</td><td>770</td></tr> <tr><td>12"</td><td>930</td></tr> <tr><td>14"</td><td>2,900</td></tr> <tr><td>16"</td><td>3,146</td></tr> <tr><td>18"</td><td>5,149</td></tr> <tr><td>20"</td><td>6,184</td></tr> <tr><td>24"</td><td>8,793</td></tr> <tr><td>30"</td><td>15,340</td></tr> <tr><td>36"</td><td>24,540</td></tr> </table>	2.5"	175	3"	208	4"	232	6"	310	8"	485	10"	770	12"	930	14"	2,900	16"	3,146	18"	5,149	20"	6,184	24"	8,793	30"	15,340	36"	24,540	
2.5"	175																													
3"	208																													
4"	232																													
6"	310																													
8"	485																													
10"	770																													
12"	930																													
14"	2,900																													
16"	3,146																													
18"	5,149																													
20"	6,184																													
24"	8,793																													
30"	15,340																													
36"	24,540																													
<p>Custom Valve Machining Flat Faced and Raised Face Phono Finish/Serrated Edges</p>	<table border="1"> <tr><td>3"</td><td>150</td></tr> <tr><td>4"</td><td>200</td></tr> <tr><td>6"</td><td>300</td></tr> <tr><td>8"</td><td>450</td></tr> <tr><td>10"</td><td>1,150</td></tr> <tr><td>12"</td><td>1,250</td></tr> <tr><td>14"</td><td>1,350</td></tr> <tr><td>16"</td><td>1,500</td></tr> <tr><td>18"</td><td>POA</td></tr> <tr><td>20"</td><td>POA</td></tr> <tr><td>24"</td><td>POA</td></tr> <tr><td>30"</td><td>POA</td></tr> <tr><td>36"</td><td>POA</td></tr> </table> <p>Add to valve list price before discount Raised face available in 4"-12"</p> <p>Use gate valve discounts Price is per flange side of valve</p>	3"	150	4"	200	6"	300	8"	450	10"	1,150	12"	1,250	14"	1,350	16"	1,500	18"	POA	20"	POA	24"	POA	30"	POA	36"	POA			
3"	150																													
4"	200																													
6"	300																													
8"	450																													
10"	1,150																													
12"	1,250																													
14"	1,350																													
16"	1,500																													
18"	POA																													
20"	POA																													
24"	POA																													
30"	POA																													
36"	POA																													

AWWA C502, DRY BARREL

HYDRANT – OPTIONS

AWWA C502, DRY BARREL HYDRANTS

AWWA C502 DRY BARREL HYDRANT OPTIONS

• Style

- 27M – Modern (2700)
- 27N – Nostalgic (2780)

• Pumper/Outlet Options

- NHH– No Pumper (N), 2 Hose (H)
- PHH– 1 Pumper (P), 2 Hose (H)
- PNN– 1 Pumper (P), No Hose (N)
- PPN– 2 Pumper (P), No Hose (N)

• Pumper Nozzle

- Size 3.5" 4" 4.5" 5"
- Thread Type _____
- 5" Aluminum Storz/w Aluminum Cap-no opnut
- 5" Aluminum Storz/w Aluminum Cap-1.5" Pent. opnut
- 4" or 5" Storz/w Threaded Ductile Iron Cap-1.5" Pent. opnut
- 4" or 5" Storz/w Threaded Ductile Iron Cap-Special opnut
 - Triangle Square Pentagon Hexagon

• Hose Nozzle

- Thread Type _____
- 2.5" Storz/w Cap

• Chains

- With Chains
- Without Chains

• Operating Nut

- Size _____
- Shape Hexagon Pentagon Square Triangle Handwheel

• Upper Barrel – 27M Modern only

- Standard 12"
- 16" - (Overall height)
- 18" (6" - Extended)
- 22" - (Overall height)
- 30" (Alpine)
- Monitor Elbow – 3" flange 4" flange

• Lower Barrel

- Bitumen
- Coated
- PUR – (PUR coating below ground)

• Bolting Above Ground

- Zinc Plated Steel (Standard)
- 304 Stainless Steel
- 316 Stainless

• Bolting Below Ground

- 304 Stainless Steel (Standard)
- 316 Stainless Steel
- Zinc Plated Steel

• Opening Direction

- Open Left
- Open Right

• Main Valve

- Hydro Flow - Standard

• Drain Facility

- Plugged seat ring
- Plugged main valve flange – Base
- Drains unplugged

• Upper Stem

- 304 Stainless (Standard)
- 316 Stainless
- C63000 Bronze
- Steel with brass sleeve

• Lower Stem

- Standard steel (Standard)
- 304 Stainless
- 316 Stainless
- C63000 Bronze

• Stem Coupler

- Standard

• Lubrication

- Grease Filled
- Oil Filled

• PE Inlet Configuration

- Size 4" 6"
- PE Type, IPS DIPS
- PE Wall Thickness DR 9 DR11 DR13.5

• Other Inlet Configurations

- Size 4" 6" 8"
- Type FL MJ PO Straight
- Hymax-6" only

• Bury Depth, Lower Barrel – Hydrant no.

- Depth in feet _____

• Lower Barrel Extension

- Length in 6" increments _____

AWWA C502, DRY BARREL

HYDRANT – OPTIONS (cont.)

AWWA C502 DRY BARREL HYDRANT OPTIONS (CONT.)

- Lower Barrel Extension Canadian (Halton) Type
- Length in 6" increments _____

- Bearings
- Roller (Torrington type)

- Color
- Body _____
- Hose Cap _____
- Pumper Cap _____
- Bonnet _____
- Weathershield _____
- *Special Color _____

*Special Colors may require price adders.
Please contact your territory representative.*

- FlowGuard ITM (Optional)
- 316 Bolting
- PUR Coating

- Security
- None (Standard)
- Tamper Proof Weathershield
- Tamper Proof Thrust Nut

- Special Options – All special options must be approved by AVK

• _____

- Finished Part Number: (Generated by AVK Customer Service Department).

• _____

AWWA C502 DRY BARREL HYDRANT OPTIONS

Customer: _____

Municipality: _____

Engineer: _____

Requested By: _____

Date: _____

Approval Name: _____

Signature: _____

Title: _____

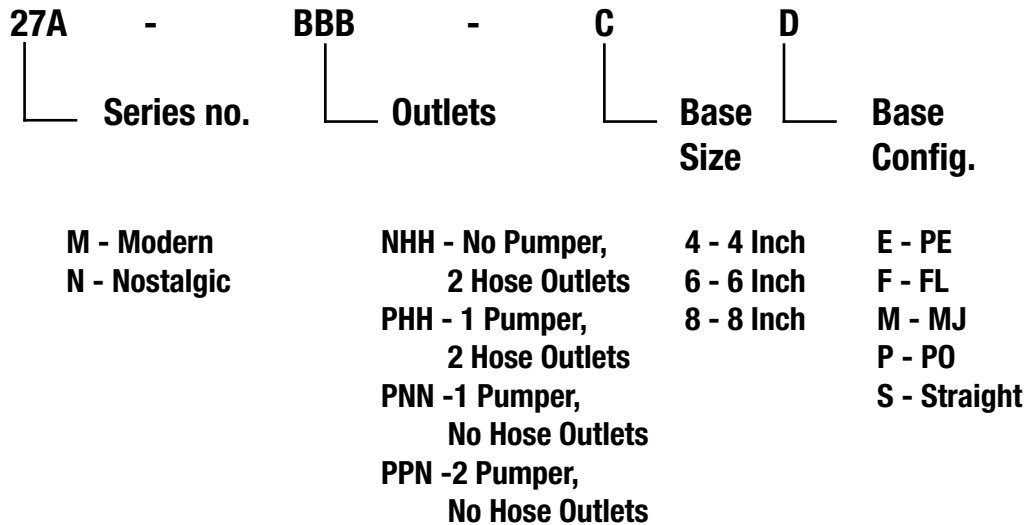
AWWA C502 DRY BARREL HYDRANT ACRONYMS :

AWWA - American Water Works Association
DIPS - Ductile Iron Pipe Size
EPDM - Ethylene Propylene Diene Monomer
FL - Flange
FM - Factory Mutual
GR - Grooved
HDPE - High Density Polyethylene
IPS - Iron Pipe Size

MJ - Mechanical Joint
PE - Polyethylene
PO - Push - On
PUR - Polyurethane
SDR - Standard Dimension Ratio
SS - Stainless Steel
UL - Underwriters Laboratories

AWWA C502, DRY BARREL HYDRANTS

American AVK Dry Barrel Hydrant Class Code/ Ref. # / Breakdown




SERIES 27, AWWA C502

DRY BARREL HYDRANTS

AWWA C502, DRY BARREL HYDRANTS

Type	AVK Ref. #	Size	Weight		Price	
			kg	lb	US \$	
<p>Series 27N/PHH (2780) Nostalgic style Ductile iron</p> <p>To AWWA C502 UL listed FM approved Dry barrel hydrant 2 Hose Nozzles 1 Pumper Nozzle 250 PSI</p> <p>Standard bases available: 4" FL* or 4" MJ* 6" FL 6" MJ 6" PO</p> <p>Optional bases available: 4" PE* Add 451 6" PE* Add 451 6" Straight* Add 350 6" HYMAX GRIP®* Add 300 8" MJ* Add 250 * Not UL/FM Handwheel Kit Add 401</p> <p>Copper Alloy/Cast Iron Storz Nozzles with Cap 2.5" Add 601 4" Add 740 5" Add 821</p>						
		27N/PHH-01	1.5'	127	280	4,087
		27N/PHH-02	2.0'	136	300	4,087
		27N/PHH-03	2.5'	145	320	4,087
		27N/PHH-04	3.0'	154	340	4,189
		27N/PHH-05	3.5'	163	360	4,291
		27N/PHH-06	4.0'	172	380	4,393
		27N/PHH-07	4.5'	181	400	4,495
		27N/PHH-08	5.0'	190	420	4,597
		27N/PHH-09	5.5'	200	440	4,699
		27N/PHH-10	6.0'	209	460	4,801
		27N/PHH-11	6.5'	218	480	4,903
		27N/PHH-12	7.0'	227	500	5,005
		27N/PHH-13	7.5'	236	520	5,107
		27N/PHH-14	8.0'	245	540	5,209
		27N/PHH-15	8.5'	254	560	5,311
		27N/PHH-16	9.0'	263	580	5,413
		27N/PHH-17	9.5'	272	600	5,515
		27N/PHH-18	10.0'	281	620	5,617
		27N/PHH-19	10.5'	290	640	5,719
		27N/PHH-20	11.0'	300	660	5,821
	27N/PHH-21	11.5'	309	680	5,923	
	27N/PHH-22	12.0'	318	700	6,025	




Note: List prices without accessories. For each 6" increase to bury depth over 12' add \$102

Type

**Series 27N/NHH
(2794) Nostalgic style
Ductile iron**

To AWWA C502
FM approved
Dry barrel hydrant
2 Hose Nozzles ONLY
No Pumper Nozzle
250 PSI



Standard bases available:
4" FL* or 4" MJ*
6" FL
6" MJ
6" PO

Optional bases available:
4" PE* Add 451
6" PE* Add 451
6" Straight* Add 350
6" HYMAX GRIP®* Add 300
8" MJ* Add 250
* Not UL/FM
Handwheel Kit Add 401

Copper Alloy/Cast Iron
Storz Nozzles with Cap
2.5" Add 601
4" Add 740
5" Add 821

AVK Ref. #

Size

Weight

kg lb

**Price
US \$**

27N/NHH-01	1.5'	127	280	3,693
27N/NHH-02	2.0'	136	300	3,693
27N/NHH-03	2.5'	145	320	3,693
27N/NHH-04	3.0'	154	340	3,795
27N/NHH-05	3.5'	163	360	3,897
27N/NHH-06	4.0'	172	380	3,999
27N/NHH-07	4.5'	181	400	4,101
27N/NHH-08	5.0'	190	420	4,203
27N/NHH-09	5.5'	200	440	4,305
27N/NHH-10	6.0'	209	460	4,407
27N/NHH-11	6.5'	218	480	4,509
27N/NHH-12	7.0'	227	500	4,611
27N/NHH-13	7.5'	236	520	4,713
27N/NHH-14	8.0'	245	540	4,815
27N/NHH-15	8.5'	254	560	4,917
27N/NHH-16	9.0'	263	580	5,019
27N/NHH-17	9.5'	272	600	5,121
27N/NHH-18	10.0'	281	620	5,223
27N/NHH-19	10.5'	290	640	5,325
27N/NHH-20	11.0'	300	660	5,427
27N/NHH-21	11.5'	309	680	5,529
27N/NHH-22	12.0'	318	700	5,631

Note: List prices without accessories. For each 6" increase to bury depth over 12' add \$102

**Series 27N/PNN
(2760) Nostalgic style
Ductile iron**

To AWWA C502
Dry barrel hydrant
1 Pumper Nozzle ONLY
No Hose Nozzles
Standard bases available:
4" FL or 4" MJ
6" FL
6" MJ
6" PO
250 PSI



Standard bases available:
4" FL* or 4" MJ*
6" FL
6" MJ
6" PO

Optional bases available:
4" PE* Add 451
6" PE* Add 451
6" Straight* Add 350
6" HYMAX GRIP®* Add 300
8" MJ* Add 250
* Not UL/FM
Handwheel Kit Add 401


Copper Alloy/Cast Iron
Storz Nozzles with Cap
2.5" Add 601
4" Add 740
5" Add 821

27N/PNN-01	1.5'	127	280	3,787
27N/PNN-02	2.0'	136	300	3,787
27N/PNN-03	2.5'	145	320	3,787
27N/PNN-04	3.0'	154	340	3,889
27N/PNN-05	3.5'	163	360	3,991
27N/PNN-06	4.0'	172	380	4,093
27N/PNN-07	4.5'	181	400	4,195
27N/PNN-08	5.0'	190	420	4,297
27N/PNN-09	5.5'	200	440	4,399
27N/PNN-10	6.0'	209	460	4,501
27N/PNN-11	6.5'	218	480	4,603
27N/PNN-12	7.0'	227	500	4,705
27N/PNN-13	7.5'	236	520	4,807
27N/PNN-14	8.0'	245	540	4,909
27N/PNN-15	8.5'	254	560	5,011
27N/PNN-16	9.0'	263	580	5,113
27N/PNN-17	9.5'	272	600	5,215
27N/PNN-18	10.0'	281	620	5,317
27N/PNN-19	10.5'	290	640	5,419
27N/PNN-20	11.0'	300	660	5,521
27N/PNN-21	11.5'	309	680	5,623
27N/PNN-22	12.0'	318	700	5,725

Note: List prices without accessories. For each 6" increase to bury depth over 12' add \$102

Type

**Series 27N/PPN
(2756) Nostalgic style
Ductile iron**



To AWWA C502
UL listed
Dry barrel hydrant
2 Pumper Nozzle ONLY**
No Hose Nozzles
Standard bases available:
250 PSI

Standard bases available:
4" FL* or 4" MJ*
6" FL
6" MJ
6" PO

Optional bases available:
4" PE* Add 451
6" PE* Add 451
6" Straight* Add 350
6" HYMAX GRIP®* Add 300
8" MJ* Add 250
* Not UL/FM
Handwheel Kit Add 401

Copper Alloy/Cast Iron
Storz Nozzles with Cap
2.5" Add 601
4" Add 740
5" Add 821

AVK Ref. #

Size

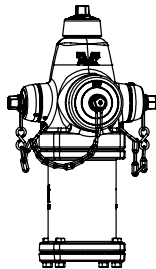
**Weight
kg lb**

**Price
US \$**

27N/PPN-01	1.5'	127	280	3,915
27N/PPN-02	2.0'	136	300	3,915
27N/PPN-03	2.5'	145	320	3,915
27N/PPN-04	3.0'	154	340	4,015
27N/PPN-05	3.5'	163	360	4,117
27N/PPN-06	4.0'	172	380	4,219
27N/PPN-07	4.5'	181	400	4,321
27N/PPN-08	5.0'	190	420	4,423
27N/PPN-09	5.5'	200	440	4,525
27N/PPN-10	6.0'	209	460	4,627
27N/PPN-11	6.5'	218	480	4,729
27N/PPN-12	7.0'	227	500	4,831
27N/PPN-13	7.5'	236	520	4,933
27N/PPN-14	8.0'	245	540	5,035
27N/PPN-15	8.5'	254	560	5,137
27N/PPN-16	9.0'	263	580	5,239
27N/PPN-17	9.5'	272	600	5,341
27N/PPN-18	10.0'	281	620	5,443
27N/PPN-19	10.5'	290	640	5,545
27N/PPN-20	11.0'	300	660	5,647
27N/PPN-21	11.5'	309	680	5,749
27N/PPN-22	12.0'	318	700	5,851

Note: List prices without accessories. For each 6" increase to bury depth over 12' add \$102

**Series 27M/PHH
(2700) Modern style
Ductile iron**



To AWWA C502
UL listed
FM approved
Dry barrel hydrant
2 Hose Nozzles
1 Pumper Nozzle
Standard bases available:
250 PSI

Standard bases available:
4" FL* or 4" MJ*
6" FL
6" MJ
6" PO

Optional bases available:
4" PE* Add 451
6" PE* Add 451
6" Straight* Add 350
6" HYMAX GRIP®* Add 300
8" MJ* Add 250
* Not UL/FM
Handwheel Kit Add 401

Copper Alloy/Cast Iron
Storz Nozzles with Cap
2.5" Add 601
4" Add 740
5" Add 821

27M/PHH-01	1.5'	127	280	4,087
27M/PHH-02	2.0'	136	300	4,087
27M/PHH-03	2.5'	145	320	4,087
27M/PHH-04	3.0'	154	340	4,189
27M/PHH-05	3.5'	163	360	4,291
27M/PHH-06	4.0'	172	380	4,393
27M/PHH-07	4.5'	181	400	4,495
27M/PHH-08	5.0'	190	420	4,597
27M/PHH-09	5.5'	200	440	4,699
27M/PHH-10	6.0'	209	460	4,801
27M/PHH-11	6.5'	218	480	4,903
27M/PHH-12	7.0'	227	500	5,005
27M/PHH-13	7.5'	236	520	5,107
27M/PHH-14	8.0'	245	540	5,209
27M/PHH-15	8.5'	254	560	5,311
27M/PHH-16	9.0'	263	580	5,413
27M/PHH-17	9.5'	272	600	5,515
27M/PHH-18	10.0'	281	620	5,617
27M/PHH-19	10.5'	290	640	5,719
27M/PHH-20	11.0'	300	660	5,821
27M/PHH-21	11.5'	309	680	5,923
27M/PHH-22	12.0'	318	700	6,025

Note: List prices without accessories. For each 6" increase to bury depth over 12' add \$102

Add \$51 for 16" Upper Barrel
Add \$75 for 18" Upper Barrel
Add \$102 for 22" Upper Barrel

Type

**Series 27M/PNN
(2712) Modern style
Ductile iron**



To AWWA C502
Dry barrel hydrant
1 Pumper Nozzle ONLY
No Hose Nozzles
Standard bases available:
250 PSI

Standard bases available:
4" FL* or 4" MJ*
6" FL
6" MJ
6" PO

Optional bases available:
4" PE* Add 451
6" PE* Add 451
6" Straight* Add 350
6" HYMAX GRIP®* Add 300
8" MJ* Add 250
* Not UL/FM
Handwheel Kit Add 401

Copper Alloy/Cast Iron
Storz Nozzles with Cap
2.5" Add 601
4" Add 740
5" Add 821

AVK Ref. #

Size

Weight

kg

lb

**Price
US \$**

27M/PNN-01	1.5'	127	280	3,787
27M/PNN-02	2.0'	136	300	3,787
27M/PNN-03	2.5'	145	320	3,787
27M/PNN-04	3.0'	154	340	3,889
27M/PNN-05	3.5'	163	360	3,991
27M/PNN-06	4.0'	172	380	4,093
27M/PNN-07	4.5'	181	400	4,195
27M/PNN-08	5.0'	190	420	4,297
27M/PNN-09	5.5'	200	440	4,399
27M/PNN-10	6.0'	209	460	4,501
27M/PNN-11	6.5'	218	480	4,603
27M/PNN-12	7.0'	227	500	4,705
27M/PNN-13	7.5'	236	520	4,807
27M/PNN-14	8.0'	245	540	4,909
27M/PNN-15	8.5'	254	560	5,011
27M/PNN-16	9.0'	263	580	5,113
27M/PNN-17	9.5'	272	600	5,215
27M/PNN-18	10.0'	281	620	5,317
27M/PNN-19	10.5'	290	640	5,419
27M/PNN-20	11.0'	300	660	5,521
27M/PNN-21	11.5'	309	680	5,623
27M/PNN-22	12.0'	318	700	5,725

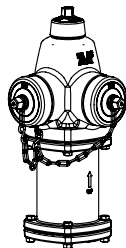
Note: List prices without accessories. For each 6" increase to bury depth over 12' add \$102

Add \$51 for 16" Upper Barrel

Add \$75 for 18" Upper Barrel

Add \$102 for 22" Upper Barrel

**Series 27M/PPN
(2736) Modern style
Ductile iron**



To AWWA C502
UL listed
Dry barrel hydrant
2 Pumper Nozzle ONLY**
No Hose Nozzles
Standard bases available:
250 PSI

Standard bases available:
4" FL* or 4" MJ*
6" FL
6" MJ
6" PO

Optional bases available:
4" PE* Add 451
6" PE* Add 451
6" Straight* Add 350
6" HYMAX GRIP®* Add 300
8" MJ* Add 250
* Not UL/FM
Handwheel Kit Add 401

Copper Alloy/Cast Iron
Storz Nozzles with Cap
2.5" Add 601
4" Add 740
5" Add 821

27M/PPN-01	1.5'	127	280	3,915
27M/PPN-02	2.0'	136	300	3,915
27M/PPN-03	2.5'	145	320	3,915
27M/PPN-04	3.0'	154	340	4,015
27M/PPN-05	3.5'	163	360	4,117
27M/PPN-06	4.0'	172	380	4,219
27M/PPN-07	4.5'	181	400	4,321
27M/PPN-08	5.0'	190	420	4,423
27M/PPN-09	5.5'	200	440	4,525
27M/PPN-10	6.0'	209	460	4,627
27M/PPN-11	6.5'	218	480	4,729
27M/PPN-12	7.0'	227	500	4,831
27M/PPN-13	7.5'	236	520	4,933
27M/PPN-14	8.0'	245	540	5,035
27M/PPN-15	8.5'	254	560	5,137
27M/PPN-16	9.0'	263	580	5,239
27M/PPN-17	9.5'	272	600	5,341
27M/PPN-18	10.0'	281	620	5,443
27M/PPN-19	10.5'	290	640	5,545
27M/PPN-20	11.0'	300	660	5,647
27M/PPN-21	11.5'	309	680	5,749
27M/PPN-22	12.0'	318	700	5,851

Note: List prices without accessories. For each 6" increase to bury depth over 12' add \$102

Add \$51 for 16" Upper Barrel

Add \$75 for 18" Upper Barrel

Add \$102 for 22" Upper Barrel

Type

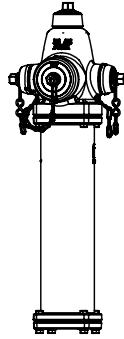
AVK Ref. #

Size

Weight
kg lb

Price
US \$

**Series 27M/PHH-ALP
(2730) Modern style
Ductile iron**



To AWWA C502
Dry barrel hydrant
2 Hose Nozzles
1 Pumper Nozzle
Extended Alpine Upper Barrel
Standard bases available:
250 PSI

Standard bases available:
4" FL* or 4" MJ*
6" FL
6" MJ
6" PO

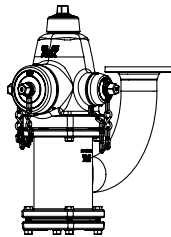
Optional bases available:
4" PE* Add 451
6" PE* Add 451
6" Straight* Add 350
6" HYMAX GRIP®* Add 300
8" MJ* Add 250
* Not UL/FM
Handwheel Kit Add 401

Copper Alloy/Cast Iron
Storz Nozzles with Cap
2.5" Add 601
4" Add 740
5" Add 821

27M/PHH-01-ALP	1.5'	127	280	4,587
27M/PHH-02-ALP	2.0'	136	300	4,587
27M/PHH-03-ALP	2.5'	145	320	4,587
27M/PHH-04-ALP	3.0'	154	340	4,689
27M/PHH-05-ALP	3.5'	163	360	4,791
27M/PHH-06-ALP	4.0'	172	380	4,893
27M/PHH-07-ALP	4.5'	181	400	4,995
27M/PHH-08-ALP	5.0'	190	420	5,097
27M/PHH-09-ALP	5.5'	200	440	5,199
27M/PHH-10-ALP	6.0'	209	460	5,301
27M/PHH-11-ALP	6.5'	218	480	5,403
27M/PHH-12-ALP	7.0'	227	500	5,505
27M/PHH-13-ALP	7.5'	236	520	5,607
27M/PHH-14-ALP	8.0'	245	540	5,709
27M/PHH-15-ALP	8.5'	254	560	5,811
27M/PHH-16-ALP	9.0'	263	580	5,913
27M/PHH-17-ALP	9.5'	272	600	6,015
27M/PHH-18-ALP	10.0'	281	620	6,117
27M/PHH-19-ALP	10.5'	290	640	6,219
27M/PHH-20-ALP	11.0'	300	660	6,321
27M/PHH-21-ALP	11.5'	309	680	6,423
27M/PHH-22-ALP	12.0'	318	700	6,525

Note: List prices without accessories. For each 6" increase to bury depth over 12' add \$102

**Series 27M/PHH
(27CA - Monitor Elbow)
Modern style
Ductile iron**



To AWWA C502
UL listed
FM approved
Dry barrel hydrant
2 Hose Nozzles
1 Pumper Nozzle
Monitor Elbow 3" or 4"
Standard bases available:
250 PSI


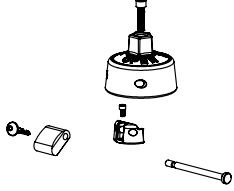
Standard bases available:
4" FL* or 4" MJ*
6" FL
6" MJ
6" PO

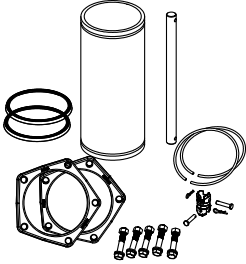
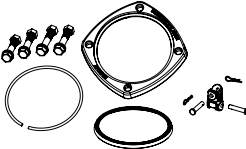
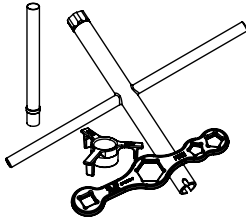
Optional bases available:
4" PE* Add 451
6" PE* Add 451
6" Straight* Add 350
6" HYMAX GRIP®* Add 300
8" MJ* Add 250
* Not UL/FM
Handwheel Kit Add 401

Copper Alloy/Cast Iron
Storz Nozzles with Cap
2.5" Add 601
4" Add 740
5" Add 821

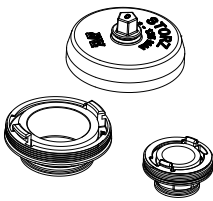
27M/PHH-01	1.5'	127	280	5,487
27M/PHH-02	2.0'	136	300	5,487
27M/PHH-03	2.5'	145	320	5,487
27M/PHH-04	3.0'	154	340	5,589
27M/PHH-05	3.5'	163	360	5,691
27M/PHH-06	4.0'	172	380	5,793
27M/PHH-07	4.5'	181	400	5,895
27M/PHH-08	5.0'	190	420	5,997
27M/PHH-09	5.5'	200	440	6,099
27M/PHH-10	6.0'	209	460	6,201
27M/PHH-11	6.5'	218	480	6,303
27M/PHH-12	7.0'	227	500	6,405
27M/PHH-13	7.5'	236	520	6,507
27M/PHH-14	8.0'	245	540	6,609
27M/PHH-15	8.5'	254	560	6,711
27M/PHH-16	9.0'	263	580	6,813
27M/PHH-17	9.5'	272	600	6,915
27M/PHH-18	10.0'	281	620	7,017
27M/PHH-19	10.5'	290	640	7,119
27M/PHH-20	11.0'	300	660	7,219
27M/PHH-21	11.5'	309	680	7,321
27M/PHH-22	12.0'	318	700	7,423

Note: List prices without accessories. For each 6" increase to bury depth over 12' add \$102

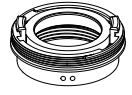
Type	AVK Ref. #	Size	Weight kg	Weight lb	Price US \$														
<p>Series 27 FlowGuard I™ Dry Barrel Hydrant Check Valve</p> 	<table border="1"> <tr> <td>27-150-C9</td> <td>For all AVK dry barrel hydrants</td> <td>51</td> <td>112</td> <td>2,650</td> </tr> </table> <p>For 316 Stainless Steel Bolts add \$161 Use check valve parts discount</p>	27-150-C9	For all AVK dry barrel hydrants	51	112	2,650													
27-150-C9	For all AVK dry barrel hydrants	51	112	2,650															
<p>Series 27 Dry Barrel Hydrant Options</p>	<table border="1"> <tr><td>For 8" MJ shoe less accessories</td><td>add 250</td></tr> <tr><td>For Straight Inlet</td><td>add 350</td></tr> <tr><td>For 4" PE Inlet</td><td>add 451</td></tr> <tr><td>For 6" PE Inlet</td><td>add 451</td></tr> <tr><td>For 6" HYMAX GRIP® Inlet</td><td>add 300</td></tr> <tr><td>Handwheel Kit</td><td>add 401</td></tr> <tr><td>For Integral Storz Connection 2.5"</td><td>add 601</td></tr> <tr><td>For Integral Storz Connection 4"</td><td>add 740</td></tr> <tr><td>For Integral Storz Connection 5"</td><td>add 821</td></tr> </table>	For 8" MJ shoe less accessories	add 250	For Straight Inlet	add 350	For 4" PE Inlet	add 451	For 6" PE Inlet	add 451	For 6" HYMAX GRIP® Inlet	add 300	Handwheel Kit	add 401	For Integral Storz Connection 2.5"	add 601	For Integral Storz Connection 4"	add 740	For Integral Storz Connection 5"	add 821
For 8" MJ shoe less accessories	add 250																		
For Straight Inlet	add 350																		
For 4" PE Inlet	add 451																		
For 6" PE Inlet	add 451																		
For 6" HYMAX GRIP® Inlet	add 300																		
Handwheel Kit	add 401																		
For Integral Storz Connection 2.5"	add 601																		
For Integral Storz Connection 4"	add 740																		
For Integral Storz Connection 5"	add 821																		
<p>Series 27 Tamper Guard</p> 	<table border="1"> <tr> <td>27-000-47X</td> <td>Tamper Guard w/o Lock</td> <td>221</td> </tr> <tr> <td>27-000-47X</td> <td>Tamper Guard with Lock</td> <td>261</td> </tr> </table> <p>Use fire hydrant parts discount</p>	27-000-47X	Tamper Guard w/o Lock	221	27-000-47X	Tamper Guard with Lock	261												
27-000-47X	Tamper Guard w/o Lock	221																	
27-000-47X	Tamper Guard with Lock	261																	

Type	AVK Ref. #	Size	Weight		Price																																																			
			kg	lb	US \$																																																			
<p>Series 27 Extension Kits</p> 	<table border="1"> <tr><td>27-150-E001-106-00</td><td>6"</td><td>9</td><td>20</td><td>620</td></tr> <tr><td>27-150-E011-106-00</td><td>12"</td><td>18</td><td>40</td><td>730</td></tr> <tr><td>27-150-E021-106-00</td><td>18"</td><td>27</td><td>60</td><td>826</td></tr> <tr><td>27-150-E031-106-00</td><td>24"</td><td>36</td><td>80</td><td>929</td></tr> <tr><td>27-150-E041-106-00</td><td>30"</td><td>45</td><td>100</td><td>1,332</td></tr> <tr><td>27-150-E051-106-00</td><td>36"</td><td>55</td><td>120</td><td>1,456</td></tr> <tr><td>27-150-E061-106-00</td><td>42"</td><td>64</td><td>140</td><td>1,589</td></tr> <tr><td>27-150-E071-106-00</td><td>48"</td><td>73</td><td>160</td><td>1,779</td></tr> <tr><td>27-150-E081-106-00</td><td>54"</td><td>82</td><td>180</td><td>1,876</td></tr> <tr><td>27-150-E091-106-00</td><td>60"</td><td>91</td><td>100</td><td>1,910</td></tr> </table> <p>All extension kits are shipped with 304 Stainless Steel Stem. For 304 Stainless Steel Bolts add \$41 For 316 Stainless Steel Bolts add \$81 For 6" extensions over 60", add \$110</p> <p>Use fire hydrant parts discount</p>	27-150-E001-106-00	6"	9	20	620	27-150-E011-106-00	12"	18	40	730	27-150-E021-106-00	18"	27	60	826	27-150-E031-106-00	24"	36	80	929	27-150-E041-106-00	30"	45	100	1,332	27-150-E051-106-00	36"	55	120	1,456	27-150-E061-106-00	42"	64	140	1,589	27-150-E071-106-00	48"	73	160	1,779	27-150-E081-106-00	54"	82	180	1,876	27-150-E091-106-00	60"	91	100	1,910					
27-150-E001-106-00	6"	9	20	620																																																				
27-150-E011-106-00	12"	18	40	730																																																				
27-150-E021-106-00	18"	27	60	826																																																				
27-150-E031-106-00	24"	36	80	929																																																				
27-150-E041-106-00	30"	45	100	1,332																																																				
27-150-E051-106-00	36"	55	120	1,456																																																				
27-150-E061-106-00	42"	64	140	1,589																																																				
27-150-E071-106-00	48"	73	160	1,779																																																				
27-150-E081-106-00	54"	82	180	1,876																																																				
27-150-E091-106-00	60"	91	100	1,910																																																				
<p>Series 27 Traffic Repair Kits</p> 	<table border="1"> <tr><td>F33</td><td></td><td>11</td><td>24</td><td>327</td></tr> </table> <p>The Traffic Repair Kits come standard with a primer coating. A \$200 adder will be charged for specified colors. Part numbers above include zinc plated bolts. Other bolts available for additional charge. For 304 Stainless Steel Bolts add \$41 For 316 Stainless Steel Bolts add \$81</p> <p>Use fire hydrant parts discount</p>	F33		11	24	327																																																		
F33		11	24	327																																																				
<p>Series 27 Hydrants Tools</p> 	<table border="1"> <tr><td>F99110</td><td>Seat Wrench</td><td></td><td>6</td><td>251</td></tr> <tr><td>F99111</td><td>Seat Wrench Centering Tool</td><td></td><td>2</td><td>101</td></tr> <tr><td>F99112</td><td>Operating Wrench</td><td></td><td>5</td><td>101</td></tr> <tr><td>F99114</td><td>Oil Sleeve</td><td></td><td>1</td><td>161</td></tr> </table> <p>Use fire hydrant parts discount</p>	F99110	Seat Wrench		6	251	F99111	Seat Wrench Centering Tool		2	101	F99112	Operating Wrench		5	101	F99114	Oil Sleeve		1	161																																			
F99110	Seat Wrench		6	251																																																				
F99111	Seat Wrench Centering Tool		2	101																																																				
F99112	Operating Wrench		5	101																																																				
F99114	Oil Sleeve		1	161																																																				
<p>Series 27 Bolting / Stem Options</p>	<table border="1"> <tr><td colspan="5">Bolting Below Ground</td></tr> <tr><td></td><td>304 Grade Stainless Steel</td><td></td><td></td><td>Standard</td></tr> <tr><td></td><td>316 Grade Stainless Steel</td><td></td><td></td><td>add 300</td></tr> <tr><td colspan="5">Bolting Above Ground</td></tr> <tr><td></td><td>304 Grade Stainless Steel</td><td></td><td></td><td>add 120</td></tr> <tr><td></td><td>316 Grade Stainless Steel</td><td></td><td></td><td>add 170</td></tr> <tr><td colspan="5">Upper Stem</td></tr> <tr><td></td><td>316 Grade Stainless Steel</td><td></td><td></td><td>add 140</td></tr> <tr><td colspan="5">Lower Stem</td></tr> <tr><td></td><td>304 Grade Stainless Steel</td><td></td><td></td><td>add 50 per 6" increment</td></tr> <tr><td></td><td>316 Grade Stainless Steel</td><td></td><td></td><td>add 70 per 6" increment</td></tr> </table>	Bolting Below Ground						304 Grade Stainless Steel			Standard		316 Grade Stainless Steel			add 300	Bolting Above Ground						304 Grade Stainless Steel			add 120		316 Grade Stainless Steel			add 170	Upper Stem						316 Grade Stainless Steel			add 140	Lower Stem						304 Grade Stainless Steel			add 50 per 6" increment		316 Grade Stainless Steel			add 70 per 6" increment
Bolting Below Ground																																																								
	304 Grade Stainless Steel			Standard																																																				
	316 Grade Stainless Steel			add 300																																																				
Bolting Above Ground																																																								
	304 Grade Stainless Steel			add 120																																																				
	316 Grade Stainless Steel			add 170																																																				
Upper Stem																																																								
	316 Grade Stainless Steel			add 140																																																				
Lower Stem																																																								
	304 Grade Stainless Steel			add 50 per 6" increment																																																				
	316 Grade Stainless Steel			add 70 per 6" increment																																																				

Type	AVK Ref. #	Size	Weight		Price US \$
			kg	lb	
Series 27 Copper Alloy/ Cast Iron Storz Nozzles & Caps					Caps Cap&Nozzles
		2.5"			181 601
		4"			241 740
		5"			241 821
Use fire hydrant parts discount					



Type	AVK Ref. #	Size	Weight		Price US \$
			kg	lb	
Series 27 Storz Adaptors					Caps Nozzles
		4" Nozzle to 4" Storz			241 1,101
		4.5" Nozzle to 4" Storz			241 1,101
		4" Nozzle to 5" Storz			241 1,101
		4.5" Nozzle to 5" Storz			241 1,101
Use fire hydrant parts discount					



Type	AVK Ref. #	Size	Weight		Price US \$
			kg	lb	
Optional PUR (Polyurethane) Exterior Coating Below Ground Only					
		Bury Depth			
		3' or less			add 660
		3.5'			add 770
		4'			add 880
		4.5'			add 990
		5'			add 1,100
		5.5'			add 1,210
		6'			add 1,320
		6.5'			add 1,430
		7'			add 1,540
		7.5'			add 1,650
		8'			add 1,760
	8.5'			add 1,870	
	9'			add 1,980	
	9.5'			add 2,090	
	10'			add 2,200	
Note: Add \$110 per 6-inch increment for bury depths greater than 10 feet					

Type	AVK Ref. #	Size	Weight		Price US \$
			kg	lb	
Epoxy Coating Interior Below Ground Only					
		Bury Depth			
		3' or less			add 660
		3.5'			add 770
		4'			add 880
		4.5'			add 990
		5'			add 1,100
		5.5'			add 1,210
		6'			add 1,320
		6.5'			add 1,430
		7'			add 1,540
		7.5'			add 1,650
		8'			add 1,760
	8.5'			add 1,870	
	9'			add 1,980	
	9.5'			add 2,090	
	10'			add 2,200	
Note: Add \$110 per 6-inch increment for bury depths greater than 10 feet					

AWWA C503, WET BARREL

HYDRANT – OPTIONS

AWWA C503 WET BARREL HYDRANT OPTIONS

• Style

- 24T– Threaded Ductile Iron (High Pressure 350 PSI)
- 24S – Stainless Steel (200 PSI)
-

• Pumper/Outlet Options

- PHH– 1 Pumper (P), 2 Hose (H)
- PHN– 1 Pumper (P), 1 Hose (H), No second Hose (N)
- PPH– 2 Pumper (P), 1 Hose (H)

• Chains

- With Chains
- With Cables
- Without Chains

• Pumper Nozzle

- Size _____
- Thread type _____

• Hose Nozzle

- Size _____
- Thread type _____

• Operating Nut

- Size _____
- Shape _____

• Bolting

- Zinc Plated (Standard)
- 304 Stainless Steel
- 316 Stainless Steel

• Mounting Hardware (Optional)

- Zinc Plated (Standard)
- 304 Stainless Steel
- 316 Stainless Steel

• Opening Direction

- Open Left (Standard)

• Optional Break Flange

- Outlet Drill Pattern _____
- Inlet Drill Pattern _____

• Inlet Drill Pattern

- 6 Hole (AWWA C503)
- 8 Hole (ASME B16.1, Class 125)
- San Diego

• Color

- Body _____
- Hose Cap _____
- Pumper Cap _____
- Dummy Nuts _____
- Special Color _____

• FlowGuard II™ (Optional)

- Outlet Drill Pattern _____
- Inlet Drill Pattern _____
- 316 Bolting _____
- Color _____

• Special Options – All special options must be approved by AVK

- _____
- _____
- _____
- _____
- _____

Customer: _____

Municipality: _____

Engineer: _____

Requested By: _____

Date: _____

Approval Name: _____

Signature: _____

Title: _____

AWWA C503, WET BARREL HYDRANTS

SERIES 24 AWWA C503, WET BARREL

HYDRANT

American AVK Wet Barrel Hydrant Class Code/ Ref. # / Breakdown

24A - **BBB**
 └── Series no. └── Outlets

I - Ductile Iron
S - Stainless Steel

**PHH - 1 Pumper,
 2 Hose Outlets**
**PHN - 1 Pumper,
 1 Hose Outlet**
**PPH - 2 Pumps,
 1 Hose Outlet**

Series 24 AWWA C503 Availability Listing

Material	PHN 1 Pumper – 1 Hose Outlet	PHH 1 Pumper – 2 Hose Outlets	PPH 2 Pumps – 1 Hose Outlet
24I – Ductile Iron – 250/350 PSI*	X	X	X
24S – Stainless Steel – 200 PSI	X	X	X

* - As of June, 2020, all ductile iron wet barrel hydrants have been changed to the threaded high pressure configuration.

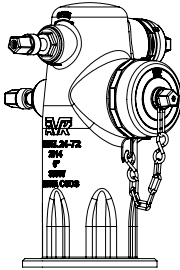
AWWA C503 WET BARREL HYDRANT ACRONYMS :

AWWA - American Water Works Association
DI - Ductile Iron
EPDM - Ethylene Propylene Diene Monomer
FL - Flange
FM - Factory Mutual

PE - Polyethylene
PUR - Polyurethane
SS - Stainless Steel
THD - Threaded
UL - Underwriters Laboratories

Type

**Series 24T/PHN
(2472) Wet barrel hydrant
Ductile Iron, High Pressure**

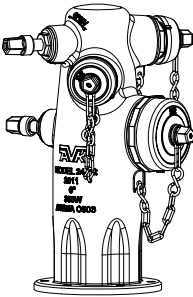


To AWWA C503
UL Listed
FM Approved
1 Hose Nozzle
1 Pumper Nozzle
UL/FM - 250 PSI
AWWA - 350 PSI

AVK Ref. #	Size	Weight		Price US \$
		kg	lb	
24T/PHN	1 x 2.5" and 1 x 4"	57	126	2,941
24T/PHN	1 x 2.5" and 1 x 4.5"	57	126	2,941

Tapped and steel plugged, 2.5" NPT thread in top of nozzle section. Add \$650

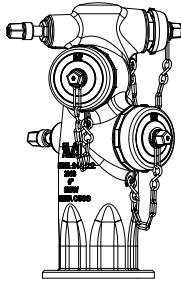
**Series 24T/PHH
(2492) Wet barrel hydrant
Ductile Iron, High Pressure**



To AWWA C503
UL Listed
FM Approved
2 Hose Nozzles
1 Pumper Nozzle
UL/FM - 250 PSI
AWWA - 350 PSI

24T/PHH	2 x 2.5" and 1 x 4"	62	136	4,085
24T/PHH	2 x 2.5" and 1 x 4.5"	62	136	4,085

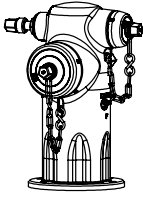
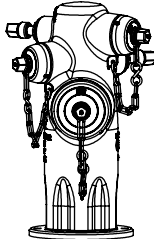
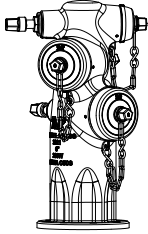
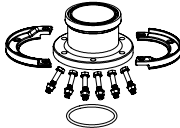
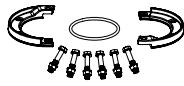
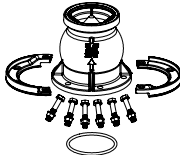
**Series 24T/PPH
(2422) Wet barrel hydrant
Ductile iron**



To AWWA C503
UL Listed
1 Hose Nozzle
2 Pumper Nozzles
UL - 250 PSI
AWWA - 350 PSI

24IT/PPH	1 x 2.5" and 2 x 4"	58	127	4,575
24IT/PPH	1 x 2.5" and 2 x 4.5"	58	127	4,575

6 hole bolting options only

<p>Type</p>	<p>AVK Ref. #</p>	<p>Size</p>	<p>Weight kg lb</p>	<p>Price US \$</p>
<p>Series 24S/PHN (244X) Wet barrel hydrant Stainless Steel</p>  <p>To AWWA C503 UL Listed FM Approved 1 Hose Nozzle 1 Pumper Nozzle 200 PSI</p>	<p>24S/PHN</p> <p>24S/PHN</p>	<p>1 x 2.5" and 1 x 4"</p> <p>1 x 2.5" and 1 x 4.5"</p>	<p>46 101</p> <p>46 101</p>	<p>6,597</p> <p>6,597</p>
<p>Series 24S/PHH (245X) Wet barrel hydrant Stainless Steel</p>  <p>To AWWA C503 UL Listed FM Approved 2 Hose Nozzles 1 Pumper Nozzle 200 PSI</p>	<p>24S/PHH</p> <p>24S/PHH</p>	<p>2 x 2.5" and 1 x 4"</p> <p>2 x 2.5" and 1 x 4.5"</p>	<p>57 126</p> <p>57 126</p>	<p>8,991</p> <p>8,991</p>
<p>Series 24S/PPH (243X) Wet barrel hydrant Stainless Steel</p>  <p>To AWWA C503 UL Listed 1 Hose Nozzle 2 Pumper Nozzle 200 PSI</p>	<p>24S/PPH</p> <p>24S/PPH</p>	<p>1 x 2.5" and 2 x 4"</p> <p>1 x 2.5" and 2 x 4.5"</p>	<p>46 101</p> <p>46 101</p>	<p>9,491</p> <p>9,491</p>
<p>Series 24/80</p> <p>Breakable flange unit for AVK Wet barrel hydrants</p> 	<p>24-150-80</p>	<p>Kit with bolts included</p> <p>For 304 Bolts</p> <p>For 316 Bolts</p>	<p>19 42</p>	<p>463</p> <p>add 81</p> <p>add 161</p> <p>Use hydrant parts discount</p>
<p>Series 24/82</p> <p>Break ring Repair kit for AVK Wet barrel hydrant breakable flange unit</p> 	<p>24-150-82X</p>	<p>Kit with bolts included</p> <p>For 304 Bolts</p> <p>For 316 Bolts</p> <p>Option: X =1. Bolts, nuts and washers plated steel 2. Bolts, nuts and washers stainless steel</p>	<p>7 15</p>	<p>269</p> <p>add 81</p> <p>add 161</p> <p>Use hydrant parts discount</p>
<p>Series 24/88X</p> <p>FlowGuard II™ check valve unit for AVK Wet barrel hydrants</p> 	<p>24-150-88X</p>	<p>FlowGuard II™ Kit, bolts included</p> <p>For 304 Bolts</p> <p>For 316 Bolts</p>	<p>19 42</p>	<p>2,401</p> <p>add 81</p> <p>add 161</p> <p>Use hydrant parts discount</p>

SERIES 67, POST/FLUSHING, DRY BARREL HYDRANT – OPTIONS

SERIES 67, POST/FLUSHING, DRY BARREL HYDRANT OPTIONS

• Style

67 – Post/Flushing Hydrant

• Hose Nozzle

Thread type _____

• Chains

With Chains
 Without Chains

• Operating Nut

Size _____
 Shape _____

• Bolting Above Ground

Zinc Plated (standard)
 304 Stainless Steel
 316 Stainless Steel

• Bolting Below Ground

Zinc Plated (standard)
 304 Stainless Steel
 316 Stainless Steel

• Opening Direction

Open Left
 Open Right

• Drain Facility

Plugged seat ring
 Plugged main valve flange – Base
 Drains unplugged

• Upper Stem

304 Stainless

• Lower Stem

304 Stainless

• Lubrication

Grease Filled

• Inlet Configurations

Size 2" 2.5" 3" 4"
 Type FL MJ NPT

• Bury Depth, Lower Barrel – Hydrant no.

Depth in feet (In 6" increments)

• Color

Body _____
 Hose Cap _____
 Base _____
 Lower Barrel(s) _____
 Weathershield _____
 Special Color _____

• Special Options – All special options must be approved by AVK

Customer: _____

Municipality: _____

Engineer: _____

Requested By: _____

Date: _____

Approval Name: _____

Signature: _____

Title: _____

SERIES 67, POST/FLUSHING, DRY BARREL HYDRANTS

SERIES 67, POST/FLUSHING

DRY BARREL HYDRANT

American AVK Wet Barrel Hydrant Class Code/ Ref. # / Breakdown

67 L Series no.	A L Inlet Size	B L Inlet Config.	C L Bury Depth
	2 - 2" 2.5 - 2.5" 3 - 3" 4 - 4"	F - FL M - MJ N - NPT	15 - 1.5' 20 - 2' 25 - 2.5' 30 - 3' 35 - 3.5' 40 - 4' 45 - 4.5' 50 - 5' 55 - 5.5' 60 - 6' 65 - 6.5' 70 - 7' 75 - 7.5' 80 - 8'

SERIES 67, POST/FLUSHING, DRY BARREL HYDRANT ACRONYMS :

- DI - Ductile Iron
- EPDM - Ethylene Propylene Diene Monomer
- FL - Flange
- MJ - Mechanical Joint
- NPT - National Pipe Thread
- SS - Stainless Steel

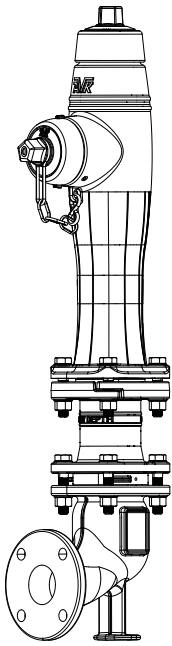
Type

**Series 67/XX
Post/Flushing
Dry barrel Hydrant**

One Hose Nozzle ONLY

Standard bases available:
2.5" FL
3" FL
2" MJ
3" MJ
4" MJ
2" NPT
2.5" NPT
3" NPT

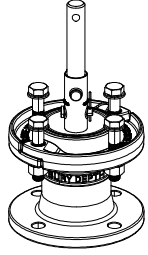
Optional base:
2" HYMAX GRIP® Add 200



AVK Ref. #	Size	Weight		Price US \$
		kg	lb	
	Bury Depth			
67-XX-15	1.5'	46	101	2,271
67-XX-20	2.0'	49	108	2,271
67-XX-25	2.5'	52	115	2,271
67-XX-30	3.0'	55	122	2,271
67-XX-35	3.5'	59	129	2,331
67-XX-40	4.0'	62	136	2,391
67-XX-45	4.5'	65	143	2,451
67-XX-50	5.0'	68	150	2,511
67-XX-55	5.5'	71	157	2,571
67-XX-60	6.0'	74	164	2,631
67-XX-65	6.5'	78	171	2,691
67-XX-70	7.0'	81	178	2,751
67-XX-75	7.5'	84	185	2,811
67-XX-80	8.0'	87	192	2,871
67-XX-85	8.5'	90	199	2,931
67-XX-90	9.0'	93	206	2,991
67-XX-95	9.5'	96	213	3,051
67-XX-100	10.0'	99	220	3,111

Note: List prices without accessories. Extensions available in 6" increments from 6" to 8'
Add \$200 for 2" HYMAX GRIP® base
For each 6" increase to bury depth over 10' add \$61
Lower Stem Optional 304 Stainless Steel add \$50 per 6 inch increment
304 Stainless Steel Bolting (incl. 4 bolts, 8 washers, 4 nuts) add \$81
316 Stainless Steel Bolting (incl. 4 bolts, 8 washers, 4 nuts) add \$161
PUR coating or each 6" increase to bury depth add \$60

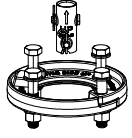
**Series 67
Extension Kits**



AVK Ref. #	Size	Weight	Price US \$
67-999-6X	0.5'		601
67-999-6X	1.0'		661
67-999-6X	1.5'		721
67-999-6X	2.0'		781
67-999-6X	2.5'		841
67-999-6X	3.0'		901
67-999-6X	3.5'		961
67-999-6X	4.0'		1,021
67-999-6X	4.5'		1,081
67-999-6X	5.0'		1,141

Use fire hydrant parts discount
Extension Stem Optional 304 Stainless Steel add \$60 per 6 inch increment
304 Stainless Steel Bolting (incl. 4 bolts, 8 washers, 4 nuts) add \$81
316 Stainless Steel Bolting (incl. 4 bolts, 8 washers, 4 nuts) add \$161

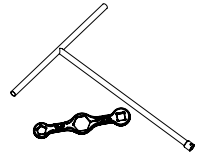
**Series 67 Traffic
Repair Kit**



67-999-7X		8	18	229
-----------	--	---	----	-----

Use fire hydrant parts discount
304 Stainless Steel Bolting (incl. 4 bolts, 8 washers, 4 nuts) add \$81
316 Stainless Steel Bolting (incl. 4 bolts, 8 washers, 4 nuts) add \$161

**Series 67 Hydrant
Tools**



67-065-5901 Hydrant Wrench		3	6	269
67-080-5901 Operating Wrench		2	5	97

Use fire hydrant parts discount

SERIES 41 – SWING

CHECK VALVE OPTIONS

SERIES 41 – SWING CHECK VALVE OPTIONS

• Actuation

- D - Dual Lever & Weight
- P - Plain Hinge - No Lever (Standard)
- S - Lever & Spring
- W - Lever & Weight

• Lever Location (When looking down stream)

- Right Hand (Standard)
- Left Hand

• Bolting

- 304 Stainless Steel (Standard)
- 316 Stainless Steel

• Boss Drilling

- RH side down stream
- RH side and bottom
- LH side down stream
- LH side and bottom

- Both sides
- Both sides and bottom
- RH side up stream
- LH side up stream
- Special

• Coating

- Fusion Bonded Epoxy, 8 mils minimum thickness: to AWWA C550 (Standard)
- Holiday Free Interior
- Holiday Free Exterior
- Holiday Free Interior & Exterior

• Special Options – All special options must be approved by AVK

Customer: _____

Municipality: _____

Engineer: _____

Requested By: _____

Date: _____

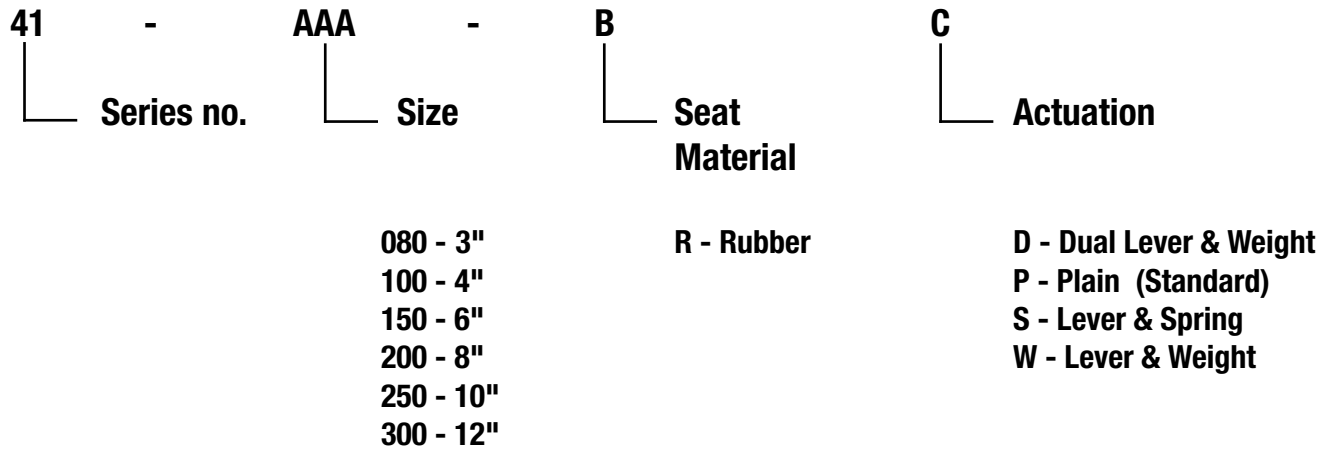
Approval Name: _____

Signature: _____

Title: _____

SERIES 41 & 53 , CHECK VALVES

American AVK Swing Check Valve Class Code/ Ref. # / Breakdown



* Combination - resilient disc to bronze seated body

SERIES 41, SWING CHECK VALVE ACRONYMS :

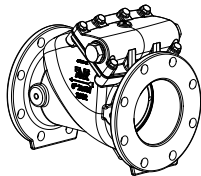
- ANSI - American National Standards Institute
- ASME - American Society of Mechanical Engineers
- AWWA - American Water Works Association
- DI - Ductile Iron
- EPDM - Ethylene Propylene Diene Monomer
- FL - Flange
- SS - Stainless Steel

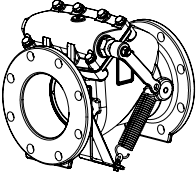
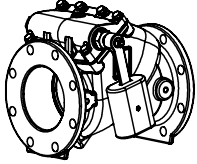
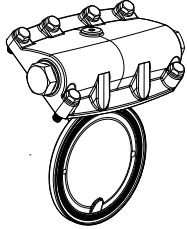
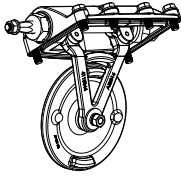
SERIES 41, SWING

CHECK VALVES

SERIES 41 & 53 , CHECK VALVES

Type	AVK Ref. #	Size	Weight		Price US \$
			kg	lb	
Series 41/RP Plain – Standard (Without Lever & Weight) Ductile Iron To AWWA C508 Swing check valve, Resilient seated, flanged ends to ASME B 16.42, class 150 250 PSI Size 3"-12"	Without lever & weight				
	41-080-RP	3"	15	34	1,379
	41-100-RP	4"	22	48	1,703
	41-150-RP	6"	38	84	2,555
	41-200-RP	8"	68	150	3,779
	41-250-RP	10"	204	450	6,709
	41-300-RP	12"	267	590	10,499
For 316 stainless steel bolting add \$121- 3",4", \$161 - 6", \$201 - 8", \$241 - 10"-12"					



Type	AVK Ref. #	Size	Weight		Price US \$					
			kg	lb						
Series 41/XS With Lever & Spring Ductile Iron To AWWA C508 Swing check valve, Resilient seated, flanged ends to ASME B 16.42, class 150 250 PSI Size 3"-12"										
						41-080-RS	3"	15	34	2,201
						41-100-RS	4"	22	48	2,593
						41-150-RS	6"	38	84	3,487
						41-200-RS	8"	68	150	5,283
						41-250-RS	10"	204	450	8,475
						41-300-RS	12"	267	590	12,187
Specify Right or Left side mounting when ordering For 316 stainless steel bolting add \$121- 3",4", \$161 - 6", \$201 - 8", \$241 - 10"-12"										
Series 41/XW With Lever & Weight Ductile Iron To AWWA C508 Swing check valve, Resilient seated, flanged ends to ASME B 16.42, class 150 250 PSI Size 3"-12"										
						41-080-RW	3"	15	34	2,201
						41-100-RW	4"	22	48	2,593
						41-150-RW	6"	38	84	3,487
						41-200-RW	8"	68	150	5,283
						41-250-RW	10"	204	450	8,475
						41-300-RW	12"	267	590	12,187
41-XXX-XD – for Dual Lever & Weight, add 10% to pricing above Specify Right or Left side mounting when ordering For 316 stainless steel bolting add \$121- 3",4", \$161 - 6", \$201 - 8", \$241 - 10"-12"										
Check Valve Plain Head Assemblies 	41-080-5227	3"			508					
	41-100-5227	4"			598					
	41-150-5227	6"			805					
	41-200-5227	8"			1,219					
	41-250-5227	10"			1,956					
	41-300-5227	12"			2,812					
	For 316 stainless steel bolting add \$121- 3",4", \$161 - 6", \$201 - 8", \$241 - 10"-12" Use parts discount									
Check Valve Lever & Weight or Lever & Spring Head Assemblies 	With lever & weight or lever & spring									
	41-080-5224	3"			661					
	41-100-5224	4"			778					
	41-150-5224	6"			1,047					
	41-200-5224	8"			1,585					
	41-250-5224	10"			2,543					
	41-300-5224	12"			3,656					
Specify Lever & Weight or Lever & Spring Specify Right or Left side mounting when ordering For 316 stainless steel bolting add \$121- 3",4", \$161 - 6", \$201 - 8", \$241 - 10"-12" Use parts discount										
Optional Epoxy Coatings	Optional Epoxy Coating Requirements				List Price Adder					
	Coating to exceed 10-12 mil thickness				POA					
	Holiday Free Coating Inside Only				POA					
	Holiday Free Coating Outside Only				POA					
	Purple (For reclaimed water)				POA					

CHECK VALVE OPTIONS

SERIES 53 – BALL CHECK VALVE OPTIONS

- End Connections

- FL x FL - Flange by Flange (2" - 24")
- NPT x NPT - National Pipe Thread x National Pipe Thread (1.5" and 2")

- Ball Coating

- NBR (Standard), Nitrile, Buna 'N'

- Valve Material

- Ductile Iron (Standard)
- 316 Stainless Steel (1.5" and 2" NPT only)

- Ball Weight

- Sinking (Standard)
- Floating (For special installations, contact American AVK)

- Bolting

- Zinc Plated Steel (Standard)
- 304 Stainless Steel
- 316 Stainless Steel

- Coating

- Fusion Bonded Epoxy, 8 mils minimum thickness: to AWWA C550 (Standard)
- Black Alkyd (Standard 14" and larger)
- Holiday Free Interior – Fusion Bonded Epoxy only
- Holiday Free Exterior – Fusion Bonded Epoxy only
- Holiday Free Interior & Exterior – Fusion Bonded Epoxy only

- NOTE: These are generally available options for AVK AWWA check valves. Some options are not available for all valve types and sizes. Contact American AVK for details.

Customer: _____

Municipality: _____

Engineer: _____

Requested By: _____

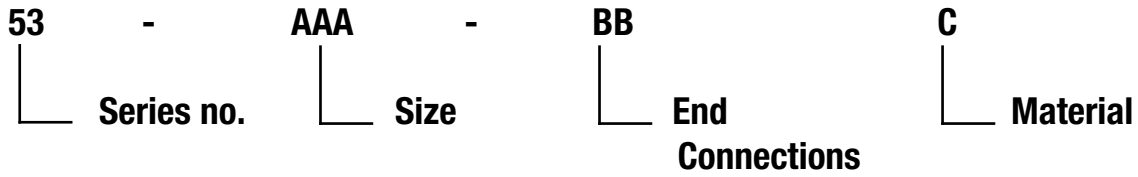
Date: _____

Approval Name: _____

Signature: _____

Title: _____

American AVK Ball Check Valve Class Code/ Ref. # / Breakdown



- 040 - 1.5"
- 048 - 1.5" Ball
- 050 - 2"
- 062 - 2" O-ring
- 063 - 2" Ball
- 080 - 3"
- 100 - 4"
- 150 - 6"
- 200 - 8"
- 250 - 10"
- 300 - 12"
- 350 - 14"
- 400 - 16"
- 500 - 20"
- 600 - 24"

- FF - Flange by Flange
- NN - NPT by NPT

- I - Ductile Iron
- S - Stainless Steel

SERIES 53, SWING CHECK VALVE ACRONYMS :

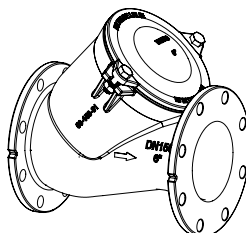
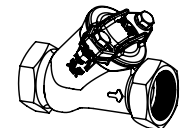

- ANSI - American National Standards Institute
- AWWA - American Water Works Association
- DI - Ductile Iron
- EPDM - Ethylene Propylene Diene Monomer
- FL - Flange

- NBR - Nitrile Butyl Rubber
- NPT - National Pipe Thread
- PUR - Polyurethane
- SS - Stainless Steel

SERIES 53, BALL

CHECK VALVES

SERIES 41 & 53 , CHECK VALVES

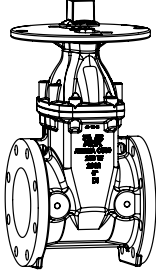
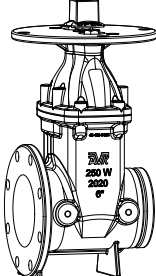
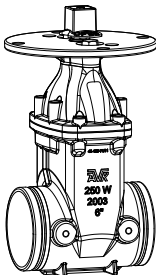
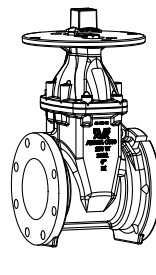
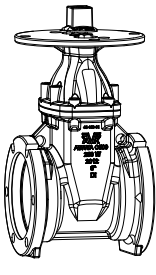
Type	AVK Ref. #	Size	Weight		Price US \$
			kg	lb	
Series 53/FFI FLxFL Ductile Iron Body Flanged Ends NBR Ball 150 PSI Sizes 2"-16", 20" & 24"					
	53-050-FFI	2"	9	19	881
	53-065-FFI	2.5"	12	26	985
	53-080-FFI	3"	15	33	1,065
	53-100-FFI	4"	24	53	1,369
	53-150-FFI	6"	40	88	2,689
	53-200-FFI	8"	78	172	4,905
	53-250-FFI	10"	136	300	11,385
	53-300-FFI	12"	208	459	16,665
	53-350-FFI	14"	314	690	53,664
	53-400-FFI	16"	457	1005	65,449
	53-500-FFI	20"	719	1581	72,320
	53-600-FFI	24"	1102	2425	140,592
Series 53/NNI NPTxNPT Ductile Iron Body NPT Ends NBR Ball 150 PSI Sizes 1.5"-2"					
	53-040-NNI	1.5"	2	5	649
53-050-NNI	2"	3	7	753	
Series 53/NNS NPTxNPT Stainless Steel Body NPT Ends NBR Ball 150 PSI Sizes 1.5"-2"					
	53-040-NNS	1.5"	2	5	1,257
53-050-NNS	2"	3	7	1,633	
Optional Epoxy Coatings	Optional Epoxy Coating Requirements				List Price Adder
	Coating to exceed 10-12 mil thickness				POA
	Holiday Free Coating Inside Only				POA
	Holiday Free Coating Outside Only				POA
	Purple (For reclaimed water)				POA

Type	AVK Ref. #	Size	Weight		Price US \$
			kg	lb	
Series 53 Replacement Ball - Sinking (Standard)	53-048-150	1.5"			180
	53-060-150	2"			205
	53-080-250	2.5"			230
	53-096-250	3"			250
	53-125-250	4"			315
	53-180-250	6"			625
	53-250-250	8"			1,130
	53-320-250	10"			2,630
	53-370-250	12"			3,850
	53-440-250	14"			POA
	53-500-250	16"			POA
	53-620-250	20"			POA
	53-750-250	24"			POA
	Use parts discount				
Series 53 Replacement Ball - Floating (Optional)	53-048-055	1.5"			170
	53-060-055	2"			180
	53-080-550	2.5"			205
	53-096-550	3"			220
	53-125-550	4"			290
	53-180-550	6"			560
	53-250-550	8"			1,050
	53-320-550	10"			2,300
	53-370-550	12"			3,400
	53-440-550	14"			POA
	53-500-550	16"			POA
	53-620-550	20"			POA
	53-750-550	24"			POA
	Use parts discount				
Series 53/FF Cover Replacement O-rings for Flanged bodies	XXX	1.5"			6
	24-150-78	2"			8
	96-100-00326	2.5"			10
	96-100-00327	3"			12
	96-100-00328	4"			20
	96-100-00329	6"			50
	96-100-00330	8"			60
	96-100-00331	10"			70
	96-100-00332	12"			125
	XXX	14"			POA
	XXX	16"			POA
	XXX	20"			POA
	XXX	24"			POA
	Use parts discount				
Series 53/NN Cover Replacement O-rings for NPT bodies	15-200-25	1.5"			6
	01-062-3	2"			8
Use parts discount					

UL/FM PRODUCTS FOR FIRE PROTECTION

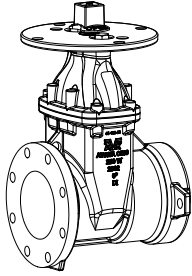
UL/FM PRODUCTS FOR FIRE PROTECTION ACRONYMS :

ANSI - American National Standards Institute	NBR - Nitrile Butyl Rubber
ASME - American Society of Mechanical Engineers	NRS - Non Rising Stem
AWWA - American Water Works Association	NPT - National Pipe Thread
DIPS - Ductile Iron Pipe Size	OS&Y - Outside Screw/Stem & Yoke
EPDM - Ethylene Propylene Diene Monomer	PE - Polyethylene
FL - Flange	PIV - Post Indicator Valve
FM - Factory Mutual	PO - Push - On
GR - Grooved	PUR - Polyurethane
HDPE - High Density Polyethylene	SS - Stainless Steel
IPS - Iron Pipe Size	UL - Underwriters Laboratories
MJ - Mechanical Joint	

Type	AVK Ref. #	Size	Weight		Price US \$		
			kg	lb			
Series 45/FFP FL X FL, PIV, Full wall ductile iron 125 lb. Flange to AWWA C509/C515 Flanged ends to ASME B 16.42 Class 150 NRS 250 PSI 4"-12" 200 PSI 14"-16"		45-100-FFP	4"	36	78	1,421	
		45-150-FFP	6"	51	112	1,811	
		45-200-FFP	8"	77	169	2,685	
		45-250-FFP	10"	129	284	4,111	
		45-300-FFP	12"	193	424	4,911	
		45-350-FFP	14"	288	635	14,761	
		45-400-FFP	16"	366	805	15,989	
Use FP-45-OP discount							
Series 45/GFP GV X FL, PIV Full wall ductile iron Grooved ends (IPS) to AWWA C606 Flanged ends to ASME B 16.42 Class 150 NRS 250 PSI Size 2.5"-10"		45-065-GFP	2.5"	15	33	1,054	
		45-080-GFP	3"	16	35	1,247	
		45-100-GFP	4"	25	55	1,393	
		45-150-GFP	6"	40	87	1,863	
		45-200-GFP	8"	61	133	2,908	
		45-250-GFP	10"	95	208	4,640	
		Use FP-45-OP discount					
Series 45/GGP GV X GV, PIV Full wall ductile iron Grooved ends (IPS) to AWWA C606 NRS 250 PSI Size 2.5"-10"		45-065-GGP	2.5"	14	30	1,054	
		45-080-GGP	3"	16	35	1,247	
		45-100-GGP	4"	21	46	1,393	
		45-150-GGP	6"	40	87	1,863	
		45-200-GGP	8"	61	133	2,908	
		45-250-GGP	10"	84	185	4,640	
		Use FP-45-OP discount					
Series 45/MFP MJ X FL, PIV Full wall ductile iron to AWWA C509/C515 Mechanical joint ends Flanged ends to ASME B 16.42 Class 150 NRS 250 PSI 4"-12" 200 PSI 14"-16"		45-100-MFP	4"	36	78	1,431	
		45-150-MFP	6"	51	112	1,755	
		45-200-MFP	8"	77	169	2,639	
		45-250-MFP	10"	129	284	3,969	
		45-300-MFP	12"	193	424	4,953	
		45-350-MFP	14"	288	635	14,761	
		45-400-MFP	16"	366	805	15,989	
		Use FP-45-OP discount					
		less MJ accessories					
Series 45/MMP MJ X MJ, PIV Full wall ductile iron to AWWA C509/C515 Mechanical joint ends NRS 250 PSI 4"-12" 200 PSI 14"-16"		45-100-MMP	4"	41	89	1,431	
		45-150-MMP	6"	61	133	1,755	
		45-200-MMP	8"	90	199	2,639	
		45-250-MMP	10"	135	298	3,969	
		45-300-MMP	12"	174	383	4,953	
		45-350-MMP	14"	278	613	14,761	
		45-400-MMP	16"	377	831	15,989	
		Use FP-45-OP discount					

Type

Series 45/PFP
PO X FL, PIV
Full wall ductile iron



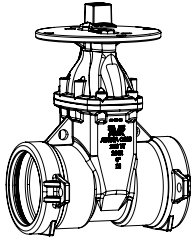
to AWWA C509/C515
 Push-on joint ends
 Flanged ends
 to ASME B 16.42
 Class 150
 NRS
 250 PSI 4"-12"
 200 PSI 16"

AVK Ref. #	Size	Weight		Price US \$
		kg	lb	
45-100-PFP	4"	35	77	1,471
45-150-PFP	6"	53	117	1,861
45-200-PFP	8"	81	177	2,777
45-250-PFP	10"	112	247	4,195
45-300-PFP	12"	187	411	5,101
45-400-PFP	16"	455	1002	15,989

less gaskets

Use FP-45-OP discount

Series 45/PPP
PO X PO, PIV
Full wall ductile iron



to AWWA C509/C515
 Push-on joint ends
 NRS
 250 PSI 4"-12"
 200 PSI 16"

45-100-PPP	4"	35	77	1,471
45-150-PPP	6"	53	117	1,861
45-200-PPP	8"	81	177	2,777
45-250-PPP	10"	112	247	4,195
45-300-PPP	12"	187	411	5,101
45-400-PPP	16"	455	1002	15,989

less gaskets

Use FP-45-OP discount

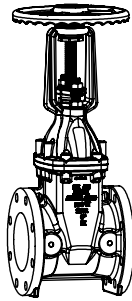
--	--

UL/FM PRODUCTS FOR FIRE PROTECTION

Type

Series 45/FFO
FL X FL OS&Y
Full wall ductile iron
125 lb. Flange

to AWWA C509/C515
 Flanged ends
 to ASME B 16.42
 Class 150 OS&Y
 250 PSI
 Size 2.5"-16"



AVK Ref. #

Size

Weight
 kg lb

Price
 US \$

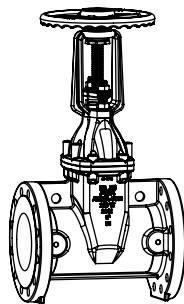
45-065-FFO	2.5"	19	42	1,145
45-080-FFO	3"	25	56	1,335
45-100-FFO	4"	35	78	1,527
45-150-FFO	6"	54	118	1,983
45-200-FFO	8"	85	187	3,029
45-250-FFO	10"	152	335	4,451
45-300-FFO	12"	209	461	5,795
45-350-FFO*	14"	305	673	20,660
45-400-FFO*	16"	310	684	25,600

Use FP-45-OP discount

*** 14"- 36" discount applies**

Series 45/FFOH
FL X FL OS&Y
Full wall ductile iron
250 lb. Flange

to AWWA C509/C515
 Flanged ends
 to ASME B 16.42
 Class 250 OS&Y
 250 PSI
 Size 4"-12"

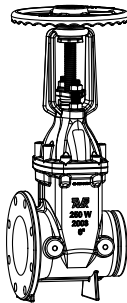


45-100-FFOH	4"	52	113	4,475
45-150-FFOH	6"	92	202	5,025
45-200-FFOH	8"	137	301	6,725
45-250-FFOH	10"	182	400	10,200
45-300-FFOH	12"	256	563	12,275

Use FP-45-OP discount

Series 45/GFO
IPS GR X FL OS&Y
Ductile iron body

Flanged ends
 to ASME B 16.42
 Grooved ends (IPS)
 to AWWA C606
 OS&Y
 250 PSI
 Size 2.5"-10"

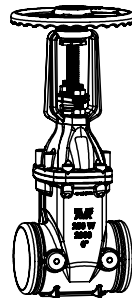


45-065-GFO	2.5"	18	40	1,151
45-080-GFO	3"	18	40	1,372
45-100-GFO	4"	26	56	1,532
45-150-GFO	6"	47	103	2,040
45-200-GFO	8"	72	157	3,343
45-250-GFO	10"	18	40	5,135

Use FP-45-OP discount

Series 45/GGO
IPS GR X GR OS&Y
Ductile iron body

Grooved ends (IPS)
 to AWWA C606
 OS&Y
 250 PSI
 Size 3"-8"



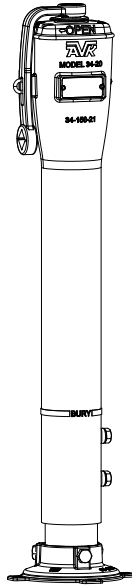
45-065-GGO	3"	18	40	1,151
45-080-GGO	3"	18	40	1,372
45-100-GGO	4"	26	56	1,532
45-150-GGO	6"	47	103	2,040
45-200-GGO	8"	72	157	3,343
45-250-GFO	10"	18	40	5,135

Use FP-45-OP discount

Type

**Series 34/OX
Telescopic Indicator Post
Above ground
Up-right model**

UL listed and
FM approved



AVK Ref. #	Size	Weight - Poly		Weight - Steel		Price - Poly	Price - Steel
		kg	lb	kg	lb	US \$	US \$

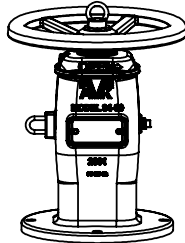
34-0A (20"-43")	6"	xxx	156	xxx	180	1,799	2,210
34-0B (42"-65")	6"	xxx	xxx	xxx	188	2,077	2,900
34-0C (64"-87")	6"	xxx	xxx	xxx	219	2,243	3,230
34-0D (86"-109")	6"	xxx	xxx	xxx	258	2,443	3,530
34-0E (104"-127")	6"	xxx	xxx	xxx	xxx	2,643	3,830
34-0F (126"-149")	6"	xxx	xxx	xxx	336	2,843	4,130

Refer to Datasheet for A,B,C,D,E,F minimum-maximum lengths for each valve size

Type

**Series 34/8X
Indicator post
Wall model**

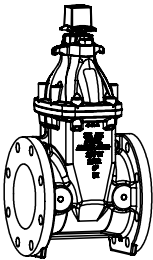
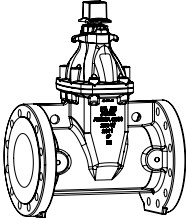
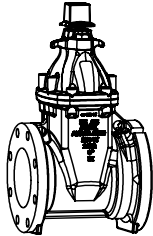
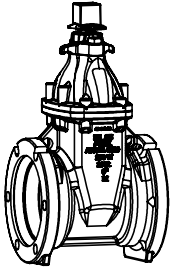
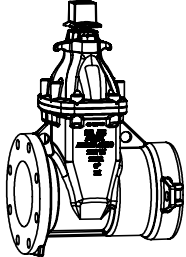
UL listed and
FM approved



AVK Ref. #	Size	Weight		Price
		kg	lb	US \$

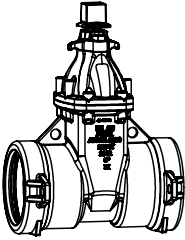
		Stem Length		
		In.		
34-130-8X	30"	31.5	69	1,793
34-150-8X	50"	34.0	75	1,883

Contact Customer Service for custom stem length

Type	AVK Ref. #	Size	Weight		Price US \$	
			kg	lb		
Series 45/FFN FULL WALL DUCTILE FL X FL To AWWA C509/C515 125 lb. Flange Flanged ends to ASME B 16.42 Class 150 NRS Ductile iron 250 PSI Size 2.5"-16" * ** For 2" FLxFL see Series 25 304 stainless steel stem		45-065-FFN	2.5"	17	38	875
	45-080-FFN	3"	19	42	1,039	
	45-100-FFN	4"	29	63	1,161	
	45-150-FFN	6"	44	97	1,551	
	45-200-FFN	8"	70	154	2,425	
	45-250-FFN	10"	122	269	3,851	
	45-300-FFN	12"	186	409	4,651	
	45-350-FFN*	14"	281	620	14,501	
	45-400-FFN*	16"	358	790	15,729	
	* 14"- 36" discount applies					
Series 45/FFH FULL WALL DUCTILE FL X FL To AWWA C509/C515 250 lb. Flange Flanged ends to ASME B 16.42 Class 250 NRS Ductile iron AWWA 250 PSI CWP 350 PSI Size 4"-12" 304 stainless steel stem		45-100-FFH	4"	41	91	3,900
	45-150-FFH	6"	73	161	4,335	
	45-200-FFH	8"	111	244	5,783	
	45-250-FFH	10"	166	366	9,390	
	45-300-FFH	12"	245	541	10,548	
Series 45/MFN FULL WALL DUCTILE MJ X FL To AWWA C509/C515 Mechanical joint end X Flanged end ASME B 16.42 Class 150 NRS Ductile Iron 250 PSI Size 3"-16" 304 stainless steel stem		45-080-MFN	3"	20	43	995
	45-100-MFN	4"	28	62	1,119	
	45-150-MFN	6"	47	103	1,495	
	45-200-MFN	8"	71	155	2,335	
	45-250-MFN	10"	109	240	3,709	
	45-300-MFN	12"	153	337	4,479	
	45-350-MFN*	14"	381	840	14,501	
	45-400-MFN*	16"	372	820	15,729	
* 14"- 36" discount applies						
Series 45/MMN FULL WALL DUCTILE MJ X MJ To AWWA C509/C515 Mechanical joint ends NRS Ductile iron NRS 250 PSI Size 4"-16" * * For 2" MJxMJ see Series 25 304 stainless steel stem		45-080-MMN	3"	20	43	1,049
	45-100-MMN	4"	28	62	1,171	
	45-150-MMN	6"	47	103	1,495	
	45-200-MMN	8"	71	155	2,379	
	45-250-MMN	10"	109	240	3,709	
	45-300-MMN	12"	153	337	4,693	
	45-350-MMN*	14"	360	794	14,501	
	45-400-MMN*	16"	363	800	15,729	
* 14"- 36" discount applies						
Series 45/PFN FULL WALL DUCTILE PO X FL To AWWA C509/C515 Push-on joint end X Flanged end to ASME B 16.42 Class 150 NRS Ductile Iron 250 PSI Size 4"-12" & 16" 304 stainless steel stem		45-100-PFN	4"	27	59	1,181
	45-150-PFN	6"	45	98	1,557	
	45-200-PFN	8"	70	154	2,459	
	45-250-PFN	10"	105	232	3,867	
	45-300-PFN	12"	163	358	4,757	
	45-400-PFN*	16"	363	800	15,729	
	Gaskets not included with DIP PO Valves * 14"- 36" discount applies					

Type

Series 45/PPN
FULL WALL DUCTILE
PO X PO To AWWA C509/C515



Push-on joint
 ends NRS
 Ductile Iron
 250 PSI
 Size 4"-12"&16"
 304 stainless steel stem

AVK Ref. #	Size	Weight		Price US \$
		kg	lb	
45-100-PPN	4"	26	57	1,203
45-150-PPN	6"	44	97	1,583
45-200-PPN	8"	71	157	2,403
45-250-PPN	10" *	103	227	3,881
45-300-PPN	12" *	178	391	4,865
45-400-PPN*	16"	446	982	15,729

w/o gasket

Gaskets not included with DIP PO Valves
 * Special gaskets available for 10" & 12" IPSxIPS

*** 14"- 36" discount applies**

For OS&Y pricing refer to page 54

UL/FM PRODUCTS FOR WATER DISTRIBUTION

SERIES 764 – ECCENTRIC

PLUG VALVE

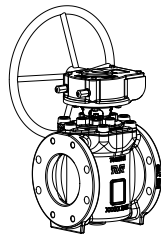
UL/FM PRODUCTS FOR FIRE PROTECTION ACRONYMS :

ANSI - American National Standards Institute
ASME - American Society of Mechanical Engineers
AWWA - American Water Works Association
DIPS - Ductile Iron Pipe Size
EPDM - Ethylene Propylene Diene Monomer
FL - Flange
FM - Factory Mutual
GR - Grooved
HDPE - High Density Polyethylene
IPS - Iron Pipe Size
MJ - Mechanical Joint

NBR - Nitrile Butyl Rubber
NRS - Non Rising Stem
NPT - National Pipe Thread
OS&Y - Outside Screw/Stem & Yoke
PE - Polyethylene
PIV - Post Indicator Valve
PO - Push - On
PUR - Polyurethane
SS - Stainless Steel
UL - Underwriters Laboratories

AWWA C517, ECCENTRIC PLUG VALVES

Type	AVK Ref. #	Size	Weight		Price US \$
			kg	lb	
Series 764/FFGB ECCENTRIC PLUG VALVE WITH GEARBOX FL X FL To AWWA C517 Flanged end to ANSI B 16.1 Class 125 Ductile iron 250 PSI Size 2½"-12"					
	764-065-FFGB	2.5"	26	56	1,360
	764-080-FFGB	3"	32	69	1,770
	764-100-FFGB	4"	39	86	1,974
	764-150-FFGB	6"	62	135	2,716
	764-200-FFGB	8"	102	223	3,772
	764-250-FFGB	10"	173	380	5,268
	764-300-FFGB	12"	224	494	6,864



AVK Series 766, Double Eccentric Butterfly Valve Class Code/ Ref. # / Breakdown

766 - Series No.	XXXX - Size	XX - Flange Configuration	XX - Actuation	X - Opening Direction	X - Testing Pressure	X - Test Direction
	0600 - 24" 0750 - 30" 0900 - 36" 1050 - 42" 1200 - 48"	FF - FLxFL MM - MJxMJ	AG - Above Ground BG - Below Ground BS - Bare Shaft	L - Open Left R - Open Right B - Both *	L - 150 PSI H - 250 PSI	1 - Single 2 - Bi-directional

* - Only on bare stem valves

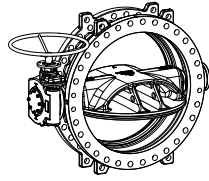
SERIES 766, DOUBLE ECCENTRIC BUTTERFLY VALVE ACRONYMS :

- ANSI - American National Standards Institute
- ASME - American Society of Mechanical Engineers
- AWWA - American Water Works Association
- DI - Ductile Iron
- EPDM - Ethylene Propylene Diene Monomer
- FL - Flange
- MJ - Mechanical Joint
- WAF - Wafer
- FF - Flange x Flange
- MF - Mechanical Joint x Flange
- WW - Wafer

Type

**Series766/FF/RGB-1
DOUBLE ECCENTRIC
BUTTERFLY VALVE
To AWWA C504**

Flanged end to ANSI B 16.1
Class 125
Ductile iron
250 PSI
Size 24"-48"



AVK Ref. #

Size

**Weight
kg lb**

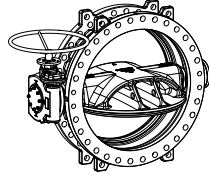
**Price
US \$**

766-0600-FF-RGB-H	24"	425	936	11,808
766-0750-FF-RGB-H	30"	764	1684	20,280
766-0900-FF-RGB-H	36"	1130	2490	24,600
766-1050-FF-RGB-H	42"	1685	3715	38,100
766-1200-FF-RGB-H	48"	2282	5029	49,140

Specify above ground, or below ground intallation when ordering

**Series766/FF/RGB-2
DOUBLE ECCENTRIC
BUTTERFLY VALVE
To AWWA C504**

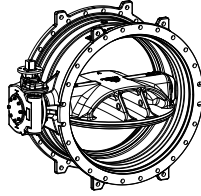
Flanged end to ANSI B 16.1
Class 125
Ductile iron
250 PSI
Size 24"-48"
Bi-Directional Testing



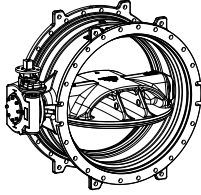
766-0600-FF-RGB-H2	24"	425	936	12,989
766-0750-FF-RGB-H2	30"	764	1684	22,308
766-0900-FF-RGB-H2	36"	1130	2490	27,060
766-1050-FF-RGB-H2	42"	1685	3715	41,910
766-1200-FF-RGB-H2	48"	2282	5029	54,054

Specify above ground, or below ground intallation when ordering

Type	AVK Ref. #	Size	Weight		Price US \$
			kg	lb	
Series766/MM/RGB-1 DOUBLE ECCENTRIC BUTTERFLY VALVE To AWWA C504 Mechanical Joint ends Ductile iron 250 PSI Size 24"-48"					
	766-0600-MM-RGB-H	24"	429	944	11,808
	766-0750-MM-RGB-H	30"	756	1667	20,280
	766-0900-MM-RGB-H	36"	1160	2557	24,600
	766-1050-MM-RGB-H	42"	1720	3790	38,100
	766-1200-MM-RGB-H	48"	2309	5111	49,140
	Specify above ground, or below ground intallation when ordering				



Series766/MM/RGB-2 DOUBLE ECCENTRIC BUTTERFLY VALVE To AWWA C504 Mechanical Joint ends Ductile iron 250 PSI Size 24"-48" Bi-Directional Testing					
	766-0600-MM-RGB-H2	24"	429	944	12,989
	766-0750-MM-RGB-H2	30"	756	1667	22,308
	766-0900-MM-RGB-H2	36"	1160	2557	27,060
	766-1050-MM-RGB-H2	42"	1720	3790	41,910
	766-1200-MM-RGB-H2	48"	2309	5111	54,054
	Specify above ground, or below ground intallation when ordering				



AWWA C504, DOUBLE ECCENTRIC, RESILIENT SEATED BUTTERFLY VALVES

AVK Series 816, Concentric Butterfly Valve Class Code/ Ref. # / Breakdown

816 - Series No.	XXXX - Size	XX - Flange Configuration	XX - Actuation	X - Opening Direction	X - Testing Pressure	X - Test Direction
	0080 - 3"	FF - FLxFL	AG - Above Ground	L - Open Left	L - 150 PSI	1 - Single
	0100 - 4"	MF - MJxFL	BG - Below Ground	R - Open Right	H - 250 PSI	2 - Bi-directional
	0150 - 6"	MM - MJxMJ	LV - Above Ground/Lever	B - Both *		
	0200 - 8"	WW - WAFER	BS - Bare Shaft			
	0250 - 10"					
	0300 - 12"					
	0350 - 14"					
	0400 - 16"					
	0450 - 18"					
	0500 - 20"					
	0600 - 24"					

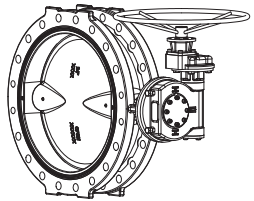
* - Only on bare stem valves

SERIES 816, CONCENTRIC BUTTERFLY VALVE ACRONYMS :

- ANSI - American National Standards Institute
- ASME - American Society of Mechanical Engineers
- AWWA - American Water Works Association
- DI - Ductile Iron
- EPDM - Ethylene Propylene Diene Monomer
- FL - Flange
- MJ - Mechanical Joint
- WAF - Wafer
- FF - Flange x Flange
- MF - Mechanical Joint x Flange
- WW - Wafer

Type

Series 816 FLxFL Rotork Gearbox Ductile Iron

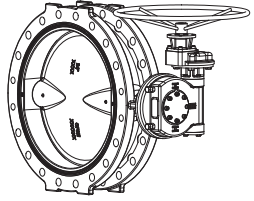


To AWWA C504
Concentric butterfly valve,
Vulcanized rubber liner,
Flanged ends to
ASME B 16.42,
class 150
250 PSI
Single direction testing
Size 3"-24"

AVK Ref. #	Size	Weight		Price US \$
		kg	lb	
816-080FFRGB-H1	3"	21	45	998
816-100FFRGB-H1	4"	26	57	1,110
816-150FFRGB-H1	6"	33	72	1,140
816-200FFRGB-H1	8"	53	116	1,460
816-250FFRGB-H1	10"	73	159	2,015
816-300FFRGB-H1	12"	95	209	2,410
816-350FFRGB-H1	14"	120	264	3,950
816-400FFRGB-H1	16"	157	346	4,690
816-450FFRGB-H1	18"	220	484	5,270
816-500FFRGB-H1	20"	259	569	7,090
816-600FFRGB-H1	24"	357	787	9,840

Specify above ground, or below ground intallation when ordering

Series 816 FLxFL Rotork Gearbox Ductile Iron

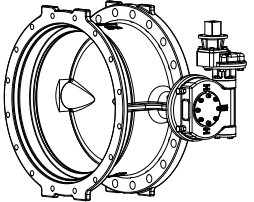


To AWWA C504
Concentric butterfly valve,
Vulcanized rubber liner,
Flanged ends to
ASME B 16.42,
class 150
250 PSI
Bi-directional testing
Size 3"-24"

816-080FFRGB-H2	3"	21	45	1,198
816-100FFRGB-H2	4"	26	57	1,332
816-150FFRGB-H2	6"	33	72	1,368
816-200FFRGB-H2	8"	53	116	1,752
816-250FFRGB-H2	10"	73	159	2,418
816-300FFRGB-H2	12"	95	209	2,892
816-350FFRGB-H2	14"	120	264	4,740
816-400FFRGB-H2	16"	157	346	5,628
816-450FFRGB-H2	18"	220	484	6,324
816-500FFRGB-H2	20"	259	569	8,508
816-600FFRGB-H2	24"	357	787	11,808

Specify above ground, or below ground intallation when ordering

Series 816 MJxFL Rotork Gearbox Ductile Iron

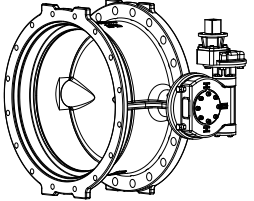


To AWWA C504
Concentric butterfly valve,
Vulcanized rubber liner,
Flanged ends to
ASME B 16.42,
class 150
250 PSI
Single direction testing
Size 6"-24"

816-150MFRGB-H1	6"	34	73	1,140
816-200MFRGB-H1	8"	53	115	1,460
816-250MFRGB-H1	10"	73	160	2,015
816-300MFRGB-H1	12"	91	200	2,410
816-350MFRGB-H1	14"	122	296	3,950
816-400MFRGB-H1	16"	164	360	4,690
816-450MFRGB-H1	18"	232	511	5,270
816-500MFRGB-H1	20"	273	601	7,090
816-600MFRGB-H1	24"	379	835	9,840

Specify above ground, or below ground intallation when ordering

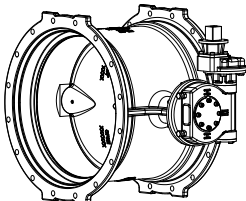
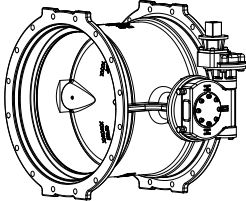
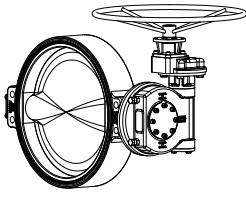
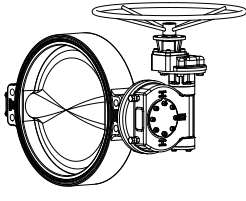
Series 816 MJxFL Rotork Gearbox Ductile Iron

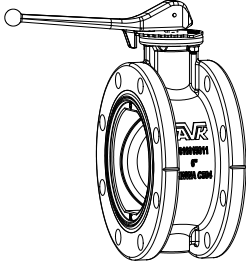
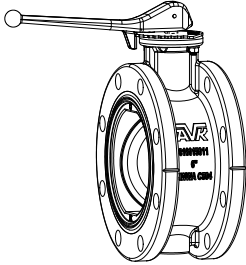
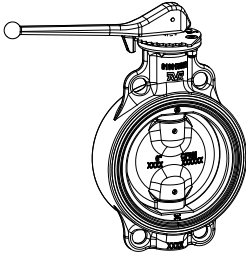
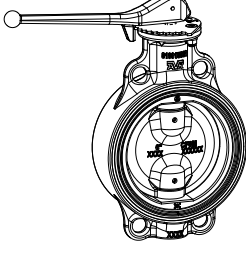


To AWWA C504
Concentric butterfly valve,
Vulcanized rubber liner,
Flanged ends to
ASME B 16.42,
class 150
250 PSI
Bi-directional testing
Size 6"-24"

816-150MFRGB-H2	6"	34	73	1,368
816-200MFRGB-H2	8"	53	115	1,752
816-250MFRGB-H2	10"	73	160	2,418
816-300MFRGB-H2	12"	91	200	2,892
816-350MFRGB-H2	14"	122	296	4,740
816-400MFRGB-H2	16"	164	360	5,628
816-450MFRGB-H2	18"	232	511	6,324
816-500MFRGB-H2	20"	273	601	8,508
816-600MFRGB-H2	24"	379	835	11,808

Specify above ground, or below ground intallation when ordering

Type	AVK Ref. #	Size	Weight		Price US \$
			kg	lb	
<p>Series 816 MJxMJ Rotork Gearbox Ductile Iron</p> <p>To AWWA C504 Concentric butterfly valve, Vulcanized rubber liner,</p> <p>250 PSI Single direction testing Size 4"-24"</p> 	816-100MMRGB-H1	4"	24	53	1,110
	816-150MMRGB-H1	6"	33	73	1,140
	816-200MMRGB-H1	8"	50	110	1,460
	816-250MMRGB-H1	10"	67	148	2,015
	816-300MMRGB-H1	12"	82	179	2,410
	816-350MMRGB-H1	14"	119	261	3,950
	816-400MMRGB-H1	16"	162	357	4,690
	816-450MMRGB-H1	18"	240	528	5,270
	816-500MMRGB-H1	20"	283	624	7,090
	816-600MMRGB-H1	24"	395	870	9,840
	<p>Series 816 MJxMJ Rotork Gearbox Ductile Iron</p> <p>To AWWA C504 Concentric butterfly valve, Vulcanized rubber liner,</p> <p>250 PSI Bi-directional testing Size 4"-24"</p> 	816-100MMRGB-H2	4"	24	53
816-150MMRGB-H2		6"	33	73	1,368
816-200MMRGB-H2		8"	50	110	1,752
816-250MMRGB-H2		10"	67	148	2,418
816-300MMRGB-H2		12"	82	179	2,892
816-350MMRGB-H2		14"	119	261	4,740
816-400MMRGB-H2		16"	162	357	5,628
816-450MMRGB-H2		18"	240	528	6,324
816-500MMRGB-H2		20"	283	624	8,508
816-600MMRGB-H2		24"	395	870	11,808
<p>Series 816 Wafer Rotork Gearbox Ductile Iron</p> <p>To AWWA C504 Concentric butterfly valve, Vulcanized rubber liner,</p> <p>250 PSI Single direction testing Size 3"-20"</p> 		816-080WWRGB-H1	3"	15	32
	816-100WWRGB-H1	4"	18	38	1,320
	816-150WWRGB-H1	6"	23	49	1,360
	816-200WWRGB-H1	8"	34	75	1,670
	816-250WWRGB-H1	10"	46	101	2,220
	816-300WWRGB-H1	12"	52	114	2,620
	816-350WWRGB-H1	14"	72	157	4,150
	816-400WWRGB-H1	16"	101	222	4,900
	816-450WWRGB-H1	18"	155	341	5,475
	816-500WWRGB-H1	20"	188	413	7,925
	<p>Series 816 Wafer Rotork Gearbox Ductile Iron</p> <p>To AWWA C504 Concentric butterfly valve, Vulcanized rubber liner,</p> <p>250 PSI Bi-directional testing Size 3"-20"</p> 	816-080WWRGB-H2	3"	15	32
816-100WWRGB-H2		4"	18	38	1,110
816-150WWRGB-H2		6"	23	49	2,052
816-200WWRGB-H2		8"	34	75	2,628
816-250WWRGB-H2		10"	46	101	3,627
816-300WWRGB-H2		12"	52	114	4,338
816-350WWRGB-H2		14"	72	157	7,110
816-400WWRGB-H2		16"	101	222	8,442
816-450WWRGB-H2		18"	155	341	9,486
816-500WWRGB-H2		20"	188	413	12,762

Type	AVK Ref. #	Size	Weight		Price US \$	
			kg	lb		
Series 816 FLxFL Above Ground Lever Operated Ductile Iron To AWWA C504 Concentric butterfly valve, Vulcanized rubber liner, 150 PSI Single direction testing Size 3"-8"		816-080FFLV-L1	3"	11	24	1,110
		816-100FFLV-L1	4"	16	35	1,110
		816-150FFLV-L1	6"	23	50	1,140
		816-200FFLV-L1	8"	38	83	1,460
Series 816 FLxFL Above Ground Lever Operated Ductile Iron To AWWA C504 Concentric butterfly valve, Vulcanized rubber liner, 150 PSI Bi-directional testing Size 3"-8"		816-080FFLV-L2	3"	11	24	1,110
		816-100FFLV-L2	4"	16	35	1,110
		816-150FFLV-L2	6"	23	50	1,368
		816-200FFLV-L2	8"	38	83	1,752
Series 816 Wafer Above Ground Lever Operated Ductile Iron To AWWA C504 Concentric butterfly valve, Vulcanized rubber liner, 150 PSI Single direction testing Size 3"-8"		816-080WWLV-L1	3"	5	10	840
		816-100WWLV-L1	4"	8	16	990
		816-150WWLV-L1	6"	13	27	1,020
		816-200WWLV-L1	8"	18	40	1,253
Series 816 Wafer Above Ground Lever Operated Ductile Iron To AWWA C504 Concentric butterfly valve, Vulcanized rubber liner, 150 PSI Bi-directional testing Size 3"-8"		816-080WWLV-L2	3"	5	10	1,110
		816-100WWLV-L2	4"	8	16	1,110
		816-150WWLV-L2	6"	13	27	2,052
		816-200WWLV-L2	8"	18	40	2,628

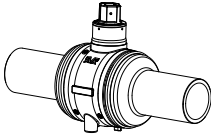
HDPE

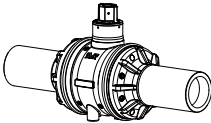
FUSIBLE VALVES

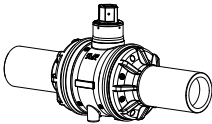
HDPE FUSIBLE VALVES

HDPE FUSIBLE VALVE ACRONYMS :

- ANSI - American National Standards Institute**
- ASME - American Society of Mechanical Engineers**
- BALL - Ball Valve**
- BFV - Butterfly Valve**
- CKV - Check Valve**
- DCV - Dual Containment Valve**
- DIPS - Ductile Iron Pipe Size**
- EPDM - Ethylene Propylene Diene Monomer**
- HDPE - High Density Polyethylene**
- IPS - Iron Pipe Size**
- NBR - Nitrile Butyl Rubber**
- PE - Polyethylene**
- SDR - Standard Dimension Ratio**
- SS - Stainless Steel**

Type	AVK Ref. #	Size	Weight		Price US \$ SDR 11	
			kg	lb		
Series 85/BALL/PEBV/DR11 Universal HDPE Fusible End Ball Valve SDR 11 IPS (Standard) PE 100 HDPE Ball NBR Seat Size 3/4"-6"		85-020-PEBV-DR11	0.75"	1	2	85
	85-025-PEBV-DR11	1"	1	2	85	
	85-040-PEBV-DR11	1.5"	2	4	150	
	85-050-PEBV-DR11	2"	3	6	168	
	85-080-PEBV-DR11	3"	6	14	346	
	85-100-PEBV-DR11	4"	9	20	445	
	85-150-PEBV-DR11	6"	21	45	1,220	

Type	AVK Ref. #	Size	Weight		Price US \$ SDR 9	
			kg	lb		
Series 85/BALL/PEBV/DR9 Universal HDPE Fusible End Ball Valve DR 9 IPS (Standard) PE 100 HDPE Ball NBR Seat Size 2"-6"		85-050-PEBV-DR9	2"	3	6	189
	85-080-PEBV-DR9	3"	6	14	340	
	85-100-PEBV-DR9	4"	9	20	501	
	85-150-PEBV-DR9	6"	22	48	1,373	

Type	AVK Ref. #	Size	Weight		Price US \$ SDR 7	
			kg	lb		
Series 85/BALL/PEBV/DR7 Universal HDPE Fusible End Ball Valve DR 7 IPS (Standard) PE 100 HDPE Ball NBR Seat Size 2"-6"		85-050-PEBV-DR7	2"	3	6	210
	85-080-PEBV-DR7	3"	6	14	433	
	85-100-PEBV-DR7	4"	9	20	557	
	85-150-PEBV-DR7	6"	22	48	1,525	

AMERICAN AVK

WARRANTY INFORMATION

When claiming warranty issues, please provide serial number(s), of the item(s), to your territory manager. The territory rep may also require pictures and or other information regarding the product(s) prior to return to the manufacturing facility for repairs or replacement.



AMERICAN AVK COMPANY TEN (10) YEAR WARRANTY FLOWGUARD II WET BARREL HYDRANT CHECK VALVE

American AVK Company warrants its FlowGuard II Wet Barrel Fire Hydrant Check Valve to be free from defects in workmanship and materials for a period of one (10) year from the date of shipment from American AVK Company. American AVK Company shall have no obligation under this warranty unless it is notified of claims hereunder promptly and in writing upon discovery thereof and within the warranty period, and unless the product is delivered to American AVK Company within thirty (30) days of such notice.

American AVK shall have the right to inspect said product before it is removed from installation. If the product is removed from installation prior to approval from American AVK this warranty shall be void.

As to motors, gearing or accessory equipment purchased by American AVK Company from other manufacturers, and used or incorporated into American AVK Company's products, those manufacturers' warranties shall apply.

American AVK Company's sole responsibility shall be, in its sole discretion, to replace the product with the same or a similar product, repair the product, or refund the price paid for the product provided the product has been properly applied and used under normal service and under conditions for which it is designed. American AVK Company shall not be liable for indirect, special, incidental, or consequential damage or penalties and does not assume any liability of purchase to others or to anyone for injury to persons or property.

THIS IS THE EXCLUSIVE WARRANTY GIVEN IN CONNECTION WITH THE SALE OF THIS PRODUCT. THERE ARE NO OTHER WARRANTIES, EXPRESSED OR IMPLIED, INCLUDING EXPRESSED OR IMPLIED WARRANTY OF MERCHANTABILITY, OR ANY EXPRESSED OR IMPLIED WARRANTY OF SUITABILITY FOR ANY PARTICULAR PURPOSE, GIVEN BY AMERICAN AVK COMPANY IN CONNECTION WITH THIS PRODUCT.

American AVK Company

2155 Meridian Blvd
Minden, NV 89423

Tel: (775) 552-1400
Fax: (775) 783-1031

sales@avkus.com
www.americanavk.com





AMERICAN AVK COMPANY TEN (10) YEAR WARRANTY FLOWGUARD II WET BARREL HYDRANT CHECK VALVE

American AVK Company warrants its FlowGuard II Wet Barrel Fire Hydrant Check Valve to be free from defects in workmanship and materials for a period of one (10) year from the date of shipment from American AVK Company. American AVK Company shall have no obligation under this warranty unless it is notified of claims hereunder promptly and in writing upon discovery thereof and within the warranty period, and unless the product is delivered to American AVK Company within thirty (30) days of such notice.

American AVK shall have the right to inspect said product before it is removed from installation. If the product is removed from installation prior to approval from American AVK this warranty shall be void.

As to motors, gearing or accessory equipment purchased by American AVK Company from other manufacturers, and used or incorporated into American AVK Company's products, those manufacturers' warranties shall apply.

American AVK Company's sole responsibility shall be, in its sole discretion, to replace the product with the same or a similar product, repair the product, or refund the price paid for the product provided the product has been properly applied and used under normal service and under conditions for which it is designed. American AVK Company shall not be liable for indirect, special, incidental, or consequential damage or penalties and does not assume any liability of purchase to others or to anyone for injury to persons or property.

THIS IS THE EXCLUSIVE WARRANTY GIVEN IN CONNECTION WITH THE SALE OF THIS PRODUCT. THERE ARE NO OTHER WARRANTIES, EXPRESSED OR IMPLIED, INCLUDING EXPRESSED OR IMPLIED WARRANTY OF MERCHANTABILITY, OR ANY EXPRESSED OR IMPLIED WARRANTY OF SUITABILITY FOR ANY PARTICULAR PURPOSE, GIVEN BY AMERICAN AVK COMPANY IN CONNECTION WITH THIS PRODUCT.

American AVK Company

2155 Meridian Blvd
Minden, NV 89423

Tel: (775) 552-1400
Fax: (775) 783-1031

sales@avkus.com
www.americanavk.com





AMERICAN AVK COMPANY TEN (10) YEAR WARRANTY WET BARREL FIRE HYDRANTS

American AVK Company warrants all models of Series 24 Wet Barrel Fire Hydrants to be free from defects in workmanship and materials for a period of ten (10) years from the date of shipment from American AVK Company. American AVK Company shall have no obligation under this warranty unless it is notified of claims hereunder promptly and in writing upon discovery thereof and within the warranty period, and unless the product is delivered to an American AVK Company facility within thirty (30) days of such notice.

American AVK shall have the right to inspect said product before it is removed from installation. If the product is removed from installation prior to approval from American AVK this warranty shall be void.

As to motors, gearing or accessory equipment purchased by American AVK Company from others manufacturers, and used or incorporated into American AVK Company's products, those manufacturers' warranties shall apply.

American AVK Company will honor all reasonable costs to repair or replace any American AVK Company Wet Barrel Fire Hydrant found to be defective.

American AVK Company's sole responsibility shall be, in its sole discretion, to replace the product with the same or a similar product, repair the product, or refund the price paid for the product provided the product has been properly applied and used under normal service and under conditions for which it is designed. American AVK Company shall not be liable for indirect, special, incidental, or consequential damage or penalties and does not assume any liability of purchase to others or to anyone for injury to persons or property.

THIS IS THE EXCLUSIVE WARRANTY GIVEN IN CONNECTION WITH THE SALE OF THIS PRODUCT. THERE ARE NO OTHER WARRANTIES, EXPRESSED OR IMPLIED, INCLUDING EXPRESSED OR IMPLIED WARRANTY OF MERCHANTABILITY, OR ANY EXPRESSED OR IMPLIED WARRANTY OF SUITABILITY FOR ANY PARTICULAR PURPOSE, GIVEN BY AMERICAN AVK COMPANY IN CONNECTION WITH THIS PRODUCT.

American AVK Company

2155 Meridian Blvd
Minden, NV 89423

Tel: (775) 552-1400
Fax: (775) 783-1031

sales@avkus.com
www.americanavk.com





AMERICAN AVK COMPANY TEN (10) YEAR WARRANTY DRY BARREL FIRE HYDRANTS

American AVK Company warrants all models of Series 2700 and Series 2780 Dry Barrel Fire Hydrants to be free from defects in workmanship and materials for a period of ten (10) years from the date of shipment from American AVK Company. American AVK Company shall have no obligation under this warranty unless it is notified of claims hereunder promptly and in writing upon discovery thereof and within the warranty period, and unless the product is delivered to an American AVK Company facility within thirty (30) days of such notice.

American AVK shall have the right to inspect said product before it is removed from installation. If the product is removed from installation prior to approval from American AVK this warranty shall be void.

As to motors, gearing or accessory equipment purchased by American AVK Company from others manufacturers, and used or incorporated into American AVK Company's products, those manufacturers' warranties shall apply.

American AVK Company will honor all reasonable costs to repair or replace any American AVK Company Dry Barrel Fire Hydrant found to be defective.

American AVK Company's sole responsibility shall be, in its sole discretion, to replace the product with the same or a similar product, repair the product, or refund the price paid for the product provided the product has been properly applied and used under normal service and under conditions for which it is designed. American AVK Company shall not be liable for indirect, special, incidental, or consequential damage or penalties and does not assume any liability of purchase to others or to anyone for injury to persons or property.

THIS IS THE EXCLUSIVE WARRANTY GIVEN IN CONNECTION WITH THE SALE OF THIS PRODUCT. THERE ARE NO OTHER WARRANTIES, EXPRESSED OR IMPLIED, INCLUDING EXPRESSED OR IMPLIED WARRANTY OF MERCHANTABILITY, OR ANY EXPRESSED OR IMPLIED WARRANTY OF SUITABILITY FOR ANY PARTICULAR PURPOSE, GIVEN BY AMERICAN AVK COMPANY IN CONNECTION WITH THIS PRODUCT.

American AVK Company

2155 Meridian Blvd
Minden, NV 89423

Tel: (775) 552-1400
Fax: (775) 783-1031

sales@avkus.com
www.americanavk.com





AMERICAN AVK COMPANY ONE (1) WARRANTY YEAR SERIES 3400/3480 POST INDICATOR

American AVK Company warrants its Series 3400 and 3480 Post Indicator to be free from defects in workmanship and materials for a period of one (1) year from the date of shipment from American AVK Company. American AVK Company shall have no obligation under this warranty unless it is notified of claims hereunder promptly and in writing upon discovery thereof and within the warranty period, and unless the product is delivered to American AVK Company within thirty (30) days of such notice.

American AVK shall have the right to inspect said product before it is removed from installation. If the product is removed from installation prior to approval from American AVK this warranty shall be void.

As to motors, gearing or accessory equipment purchased by American AVK Company from other manufacturers, and used or incorporated into American AVK Company's products, those manufacturers' warranties shall apply.

American AVK Company's sole responsibility shall be, in its sole discretion, to replace the product with the same or a similar product, repair the product, or refund the price paid for the product provided the product has been properly applied and used under normal service and under conditions for which it is designed. American AVK Company shall not be liable for indirect, special, incidental, or consequential damage or penalties and does not assume any liability of purchase to others or to anyone for injury to persons or property.

THIS IS THE EXCLUSIVE WARRANTY GIVEN IN CONNECTION WITH THE SALE OF THIS PRODUCT. THERE ARE NO OTHER WARRANTIES, EXPRESSED OR IMPLIED, INCLUDING EXPRESSED OR IMPLIED WARRANTY OF MERCHANTABILITY, OR ANY EXPRESSED OR IMPLIED WARRANTY OF SUITABILITY FOR ANY PARTICULAR PURPOSE, GIVEN BY AMERICAN AVK COMPANY IN CONNECTION WITH THIS PRODUCT.

American AVK Company

2155 Meridian Blvd
Minden, NV 89423

Tel: (775) 552-1400
Fax: (775) 783-1031

sales@avkus.com
www.americanavk.com





AMERICAN AVK COMPANY WARRANTY SERIES 41/45-41/50 CHECK VALVES

American AVK Company warrants its Series 41/45 and 41/50 Check Valves to be free from defects in workmanship and materials for a period of one (1) year from the date of shipment from American AVK Company. American AVK Company shall have no obligation under this warranty unless it is notified of claims hereunder promptly and in writing upon discovery thereof and within the warranty period, and unless the product is delivered to American AVK Company within thirty (30) days of such notice.

American AVK shall have the right to inspect said product before it is removed from installation. If the product is removed from installation prior to approval from American AVK this warranty shall be void.

As to motors, gearing or accessory equipment purchased by American AVK Company from other manufacturers, and used or incorporated into American AVK Company's products, those manufacturers' warranties shall apply.

American AVK Company's sole responsibility shall be, in its sole discretion, to replace the product with the same or a similar product, repair the product, or refund the price paid for the product provided the product has been properly applied and used under normal service and under conditions for which it is designed. American AVK Company shall not be liable for indirect, special, incidental, or consequential damage or penalties and does not assume any liability of purchase to others or to anyone for injury to persons or property.

THIS IS THE EXCLUSIVE WARRANTY GIVEN IN CONNECTION WITH THE SALE OF THIS PRODUCT. THERE ARE NO OTHER WARRANTIES, EXPRESSED OR IMPLIED, INCLUDING EXPRESSED OR IMPLIED WARRANTY OF MERCHANTABILITY, OR ANY EXPRESSED OR IMPLIED WARRANTY OF SUITABILITY FOR ANY PARTICULAR PURPOSE, GIVEN BY AMERICAN AVK COMPANY IN CONNECTION WITH THIS PRODUCT.

American AVK Company

2155 Meridian Blvd
Minden, NV 89423

Tel: (775) 552-1400
Fax: (775) 783-1031

sales@avkus.com
www.americanavk.com

Expect... The logo for American AVK Company, featuring the letters 'AVK' in a bold, blue, stylized font. The 'A' and 'V' are connected, and the 'K' is separate.



AMERICAN AVK COMPANY WARRANTY

SERIES 53 BALL CHECK VALVES

American AVK Company warrants its Series 53 Ball Check Valves to be free from defects in workmanship and materials for a period of one (1) year from the date of shipment from American AVK Company. American AVK Company shall have no obligation under this warranty unless it is notified of claims hereunder promptly and in writing upon discovery thereof and within the warranty period, and unless the product is delivered to American AVK Company within thirty (30) days of such notice.

American AVK shall have the right to inspect said product before it is removed from installation. If the product is removed from installation prior to approval from American AVK this warranty shall be void.

As to motors, gearing or accessory equipment purchased by American AVK Company from other manufacturers, and used or incorporated into American AVK Company's products, those manufacturers' warranties shall apply.

American AVK Company's sole responsibility shall be, in its sole discretion, to replace the product with the same or a similar product, repair the product, or refund the price paid for the product provided the product has been properly applied and used under normal service and under conditions for which it is designed. American AVK Company shall not be liable for indirect, special, incidental, or consequential damage or penalties and does not assume any liability of purchase to others or to anyone for injury to persons or property.

THIS IS THE EXCLUSIVE WARRANTY GIVEN IN CONNECTION WITH THE SALE OF THIS PRODUCT. THERE ARE NO OTHER WARRANTIES, EXPRESSED OR IMPLIED, INCLUDING EXPRESSED OR IMPLIED WARRANTY OF MERCHANTABILITY, OR ANY EXPRESSED OR IMPLIED WARRANTY OF SUITABILITY FOR ANY PARTICULAR PURPOSE, GIVEN BY AMERICAN AVK COMPANY IN CONNECTION WITH THIS PRODUCT.

American AVK Company

2155 Meridian Blvd
Minden, NV 89423

Tel: (775) 552-1400
Fax: (775) 783-1031

sales@avkus.com
www.americanavk.com





AMERICAN AVK COMPANY WARRANTY SERIES 67 POST HYDRANT

American AVK Company warrants its Series 67 Post Hydrant to be free from defects in workmanship and materials for a period of one (1) year from the date of shipment from American AVK Company. American AVK Company shall have no obligation under this warranty unless it is notified of claims hereunder promptly and in writing upon discovery thereof and within the warranty period, and unless the product is delivered to American AVK Company within thirty (30) days of such notice.

American AVK shall have the right to inspect said product before it is removed from installation. If the product is removed from installation prior to approval from American AVK this warranty shall be void.

As to motors, gearing or accessory equipment purchased by American AVK Company from other manufacturers, and used or incorporated into American AVK Company's products, those manufacturers' warranties shall apply.

American AVK Company's sole responsibility shall be, in its sole discretion, to replace the product with the same or a similar product, repair the product, or refund the price paid for the product provided the product has been properly applied and used under normal service and under conditions for which it is designed. American AVK Company shall not be liable for indirect, special, incidental, or consequential damage or penalties and does not assume any liability of purchase to others or to anyone for injury to persons or property.

THIS IS THE EXCLUSIVE WARRANTY GIVEN IN CONNECTION WITH THE SALE OF THIS PRODUCT. THERE ARE NO OTHER WARRANTIES, EXPRESSED OR IMPLIED, INCLUDING EXPRESSED OR IMPLIED WARRANTY OF MERCHANTABILITY, OR ANY EXPRESSED OR IMPLIED WARRANTY OF SUITABILITY FOR ANY PARTICULAR PURPOSE, GIVEN BY AMERICAN AVK COMPANY IN CONNECTION WITH THIS PRODUCT.

American AVK Company

2155 Meridian Blvd
Minden, NV 89423

Tel: (775) 552-1400
Fax: (775) 783-1031

sales@avkus.com
www.americanavk.com





AMERICAN AVK COMPANY WARRANTY TAMPERGUARD HYDRANT LOCK

American AVK Company warrants its TamperGuard Hydrant Lock to be free from defects in workmanship and materials for a period of one (1) year from the date of shipment from American AVK Company. American AVK Company shall have no obligation under this warranty unless it is notified of claims hereunder promptly and in writing upon discovery thereof and within the warranty period, and unless the product is delivered to American AVK Company within thirty (30) days of such notice.

American AVK shall have the right to inspect said product before it is removed from installation. If the product is removed from installation prior to approval from American AVK this warranty shall be void.

As to motors, gearing or accessory equipment purchased by American AVK Company from other manufacturers, and used or incorporated into American AVK Company's products, those manufacturers' warranties shall apply.

American AVK Company's sole responsibility shall be, in its sole discretion, to replace the product with the same or a similar product, repair the product, or refund the price paid for the product provided the product has been properly applied and used under normal service and under conditions for which it is designed. American AVK Company shall not be liable for indirect, special, incidental, or consequential damage or penalties and does not assume any liability of purchase to others or to anyone for injury to persons or property.

THIS IS THE EXCLUSIVE WARRANTY GIVEN IN CONNECTION WITH THE SALE OF THIS PRODUCT. THERE ARE NO OTHER WARRANTIES, EXPRESSED OR IMPLIED, INCLUDING EXPRESSED OR IMPLIED WARRANTY OF MERCHANTABILITY, OR ANY EXPRESSED OR IMPLIED WARRANTY OF SUITABILITY FOR ANY PARTICULAR PURPOSE, GIVEN BY AMERICAN AVK COMPANY IN CONNECTION WITH THIS PRODUCT.

American AVK Company

2155 Meridian Blvd
Minden, NV 89423

Tel: (775) 552-1400
Fax: (775) 783-1031

sales@avkus.com
www.americanavk.com





AMERICAN AVK COMPANY TEN (10) YEAR WARRANTY FLOWGUARD I HYDRANT CHECK VALVE

American AVK Company warrants its Series 279C FlowGuard I Hydrant Check Valve to be free from defects in workmanship and materials for a period of ten (10) years from the date of shipment from American AVK Company. American AVK Company shall have no obligation under this warranty unless it is notified of claims hereunder promptly and in writing upon discovery thereof and within the warranty period, and unless the product is delivered to an American AVK Company facility within thirty (30) days of such notice.

American AVK shall have the right to inspect said product before it is removed from installation. If the product is removed from installation prior to approval from American AVK this warranty shall be void.

As to motors, gearing or accessory equipment purchased by American AVK Company from others manufacturers, and used or incorporated into American AVK Company's products, those manufacturers' warranties shall apply.

American AVK Company will honor all reasonable costs to repair or replace any American AVK Company Dry Barrel Fire Hydrant found to be defective.

American AVK Company's sole responsibility shall be, in its sole discretion, to replace the product with the same or a similar product, repair the product, or refund the price paid for the product provided the product has been properly applied and used under normal service and under conditions for which it is designed. American AVK Company shall not be liable for indirect, special, incidental, or consequential damage or penalties and does not assume any liability of purchase to others or to anyone for injury to persons or property.

THIS IS THE EXCLUSIVE WARRANTY GIVEN IN CONNECTION WITH THE SALE OF THIS PRODUCT. THERE ARE NO OTHER WARRANTIES, EXPRESSED OR IMPLIED, INCLUDING EXPRESSED OR IMPLIED WARRANTY OF MERCHANTABILITY, OR ANY EXPRESSED OR IMPLIED WARRANTY OF SUITABILITY FOR ANY PARTICULAR PURPOSE, GIVEN BY AMERICAN AVK COMPANY IN CONNECTION WITH THIS PRODUCT.

American AVK Company

2155 Meridian Blvd
Minden, NV 89423

Tel: (775) 552-1400
Fax: (775) 783-1031

sales@avkus.com
www.americanavk.com





AMERICAN AVK COMPANY ONE (1) YEAR WARRANTY ECCENTRIC PLUG VALVES

American AVK Company warrants its Series 764 Eccentric Plug Valves to be free from defects in workmanship and materials for a period of ten 1 year from the date of shipment from American AVK Company. American AVK Company shall have no obligation under this warranty unless it is notified of claims hereunder promptly and in writing upon discovery thereof and within the warranty period, and unless the product is delivered to the American AVK Company facility within thirty (30) days of such notice.

American AVK shall have the right to inspect said product before it is removed from installation. If the product is removed from installation prior to approval from American AVK this warranty shall be void.

As to motors, gearing or accessory equipment purchased by American AVK Company from others manufacturers, and used or incorporated into American AVK Company's products, those manufacturers' warranties shall apply.

American AVK Company will honor all reasonable costs to repair or replace any American AVK Company Eccentric Plug Valve found to be defective.

American AVK Company's sole responsibility shall be, in its sole discretion, to replace the product with the same or a similar product, repair the product, or refund the price paid for the product provided the product has been properly applied and used under normal service and under conditions for which it is designed. American AVK Company shall not be liable for indirect, special, incidental, or consequential damage or penalties and does not assume any liability of purchase to others or to anyone for injury to persons or property.

THIS IS THE EXCLUSIVE WARRANTY GIVEN IN CONNECTION WITH THE SALE OF THIS PRODUCT. THERE ARE NO OTHER WARRANTIES, EXPRESSED OR IMPLIED, INCLUDING EXPRESSED OR IMPLIED WARRANTY OF MERCHANTABILITY, OR ANY EXPRESSED OR IMPLIED WARRANTY OF SUITABILITY FOR ANY PARTICULAR PURPOSE, GIVEN BY AMERICAN AVK COMPANY IN CONNECTION WITH THIS PRODUCT.

American AVK Company

2155 Meridian Blvd
Minden, NV 89423

Tel: (775) 552-1400
Fax: (775) 783-1031

sales@avkus.com
www.americanavk.com

Expect... 



AMERICAN AVK COMPANY ONE (1) YEAR WARRANTY DOUBLE ECCENTRIC BUTTERFLY VALVES

American AVK Company warrants its Series 766 Double Eccentric Butterfly Valves to be free from defects in workmanship and materials for a period of one 1 year from the date of shipment from American AVK Company. American AVK Company shall have no obligation under this warranty unless it is notified of claims hereunder promptly and in writing upon discovery thereof and within the warranty period, and unless the product is delivered to the American AVK Company facility within thirty (30) days of such notice.

American AVK shall have the right to inspect said product before it is removed from installation. If the product is removed from installation prior to approval from American AVK this warranty shall be void.

As to motors, gearing or accessory equipment purchased by American AVK Company from others manufacturers, and used or incorporated into American AVK Company's products, those manufacturers' warranties shall apply.

American AVK Company will honor all reasonable costs to repair or replace any American AVK Company Double Eccentric Butterfly Valve found to be defective.

American AVK Company's sole responsibility shall be, in its sole discretion, to replace the product with the same or a similar product, repair the product, or refund the price paid for the product provided the product has been properly applied and used under normal service and under conditions for which it is designed. American AVK Company shall not be liable for indirect, special, incidental, or consequential damage or penalties and does not assume any liability of purchase to others or to anyone for injury to persons or property.

THIS IS THE EXCLUSIVE WARRANTY GIVEN IN CONNECTION WITH THE SALE OF THIS PRODUCT. THERE ARE NO OTHER WARRANTIES, EXPRESSED OR IMPLIED, INCLUDING EXPRESSED OR IMPLIED WARRANTY OF MERCHANTABILITY, OR ANY EXPRESSED OR IMPLIED WARRANTY OF SUITABILITY FOR ANY PARTICULAR PURPOSE, GIVEN BY AMERICAN AVK COMPANY IN CONNECTION WITH THIS PRODUCT.

American AVK Company

2155 Meridian Blvd
Minden, NV 89423

Tel: (775) 552-1400
Fax: (775) 783-1031

sales@avkus.com
www.americanavk.com





AMERICAN AVK COMPANY ONE (1) YEAR WARRANTY CONCENTRIC BUTTERFLY VALVES

American AVK Company warrants its Series 816 Concentric Butterfly Valves to be free from defects in workmanship and materials for a period of one 1 year from the date of shipment from American AVK Company. American AVK Company shall have no obligation under this warranty unless it is notified of claims hereunder promptly and in writing upon discovery thereof and within the warranty period, and unless the product is delivered to the American AVK Company facility within thirty (30) days of such notice.

American AVK shall have the right to inspect said product before it is removed from installation. If the product is removed from installation prior to approval from American AVK this warranty shall be void.

As to motors, gearing or accessory equipment purchased by American AVK Company from others manufacturers, and used or incorporated into American AVK Company's products, those manufacturers' warranties shall apply.

American AVK Company will honor all reasonable costs to repair or replace any American AVK Company Concentric Butterfly Valve found to be defective.

American AVK Company's sole responsibility shall be, in its sole discretion, to replace the product with the same or a similar product, repair the product, or refund the price paid for the product provided the product has been properly applied and used under normal service and under conditions for which it is designed. American AVK Company shall not be liable for indirect, special, incidental, or consequential damage or penalties and does not assume any liability of purchase to others or to anyone for injury to persons or property.

THIS IS THE EXCLUSIVE WARRANTY GIVEN IN CONNECTION WITH THE SALE OF THIS PRODUCT. THERE ARE NO OTHER WARRANTIES, EXPRESSED OR IMPLIED, INCLUDING EXPRESSED OR IMPLIED WARRANTY OF MERCHANTABILITY, OR ANY EXPRESSED OR IMPLIED WARRANTY OF SUITABILITY FOR ANY PARTICULAR PURPOSE, GIVEN BY AMERICAN AVK COMPANY IN CONNECTION WITH THIS PRODUCT.

American AVK Company

2155 Meridian Blvd
Minden, NV 89423

Tel: (775) 552-1400
Fax: (775) 783-1031

sales@avkus.com
www.americanavk.com



