

AMERICAN AVK RESILIENT SEATED DUCTILE IRON GATE VALVE 45/MMO -UL

250 PSI, Tested to AWWA C509 (OS&Y) MJxMJ

Mechanical Joint Ends - Valve Sizes 3" - 16"

Use:
For water and neutral liquids to maximum 160°F.



Tests:
Hydraulic test to AWWA C509 & UL 262:
Shell Test: 500 PSI 3"-16"
Seat Test: 375 PSI 3"-12" - 300 PSI 14"-16"
Operating Torque Test



Optional Materials:

Wedge	Ductile iron ASTM A536 encapsulated with NBR-rubber compound
-------	--

Standard Materials:	
Body, Bonnet, Yoke, Gland Follower	Ductile iron ASTM A536
Handwheel	Cast iron ASTM A126 class B
Coating	Electrostatically applied fusion-bonded epoxy-resin Meets or exceeds AWWA C550
Stem	3"-12" Low Zinc Bronze ASTM B763 14"-16" Aluminum Bronze C63020
Anti-Friction Washer, Wedge Nut 2-piece Stem Nut	Bronze
Wedge	Ductile iron ASTM A536 encapsulated with EPDM - rubber compound.
Bonnet Bolts	Stainless Steel - 316 sealed with hot melt
Stud Bolts, Washers, Nuts	Stainless Steel - 316
Bonnet Gasket, O-rings	NBR
Gland, Gland Bushing	Akulon

Approvals:

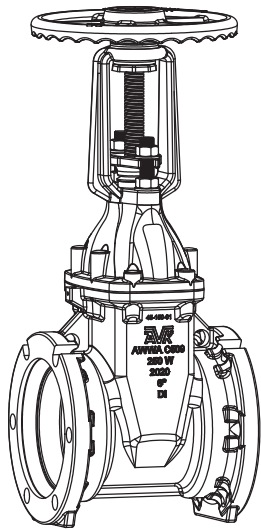
*UL/ULC Listed  

*FM Approved  

Certified to: ANSI/NSF 61, ANSI/NSF 372

Certified to NSF/ANSI 61 Certified to NSF/ANSI 372

* Approved at 250 PSI working pressure, 3"-12"
* Approved at 200 PSI working pressure, 14"-16"

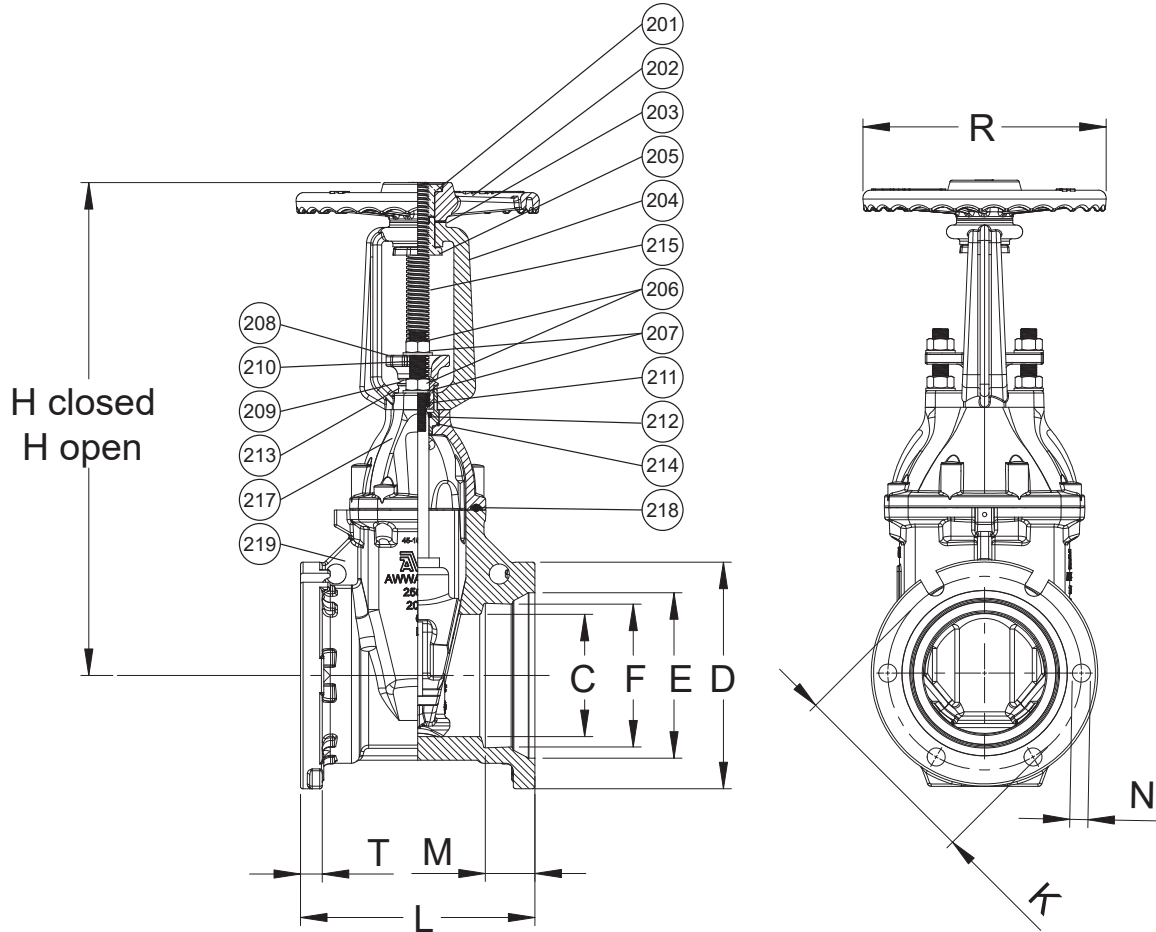


AMERICAN AVK RESILIENT SEATED DUCTILE IRON GATE VALVE
250 PSI, Tested to AWWA C509 (OS&Y)
Mechanical Joint Ends - Valve Sizes 3" - 16"

45/MMO-UL
MJxMJ

Component List:

- | | | |
|---------------------------------|---------------------------|-------------------------------|
| 201. Upper Stem Nut | 208. Gland Follower | 215. OS&Y Stem Assembly |
| 202. OS&Y Handwheel | 209. Gland | 216. Bonnet Bolts (Not Shown) |
| 203. Anti-Friction Washer | 210. Stud Bolt | 217. Bonnet |
| 204. Yoke | 211. Stem Seal O-rings | 218. Bonnet Gasket |
| 205. Lower Stem Nut | 212. Inner Bushing O-ring | 219. Body |
| 206. Gland Follower/Yoke Nut | 213. OS&Y Bushing | |
| 207. Gland Follower/Yoke Washer | 214. Outer Bushing O-ring | |



Ref. nos.	Size	C	D	E	F	H open	H closed	K	L	M	N	R	T	Flange holes	Turns to open	Wt. Lbs.
45-080-MMO-UL	3"	3.13"	7.69"	4.96"	4.12"	15.63"	6.00"	6.19"	8.50"	2.50"	0.75"	7.00"	0.94"	4	20	56
45-100-MMO-UL	4"	4.25"	9.12"	6.02"	4.94"	18.63"	7.50"	7.62"	10.00"	2.50"	0.88"	10.00"	1.00"	4	21	84
45-150-MMO-UL	6"	6.25"	11.19"	8.12"	7.04"	25.00"	9.50"	9.74"	11.50"	2.50"	0.88"	12.00"	1.18"	6	26	138
45-200-MMO-UL	8"	8.25"	13.37"	10.27"	9.19"	31.00"	11.75"	11.98"	11.50"	2.50"	0.88"	14.00"	1.11"	6	35	211
45-250-MMO-UL	10"	10.25"	15.69"	11.94"	11.20"	36.80"	14.25"	14.01"	13.00"	2.50"	1.00"	17.00"	1.14"	8	37	303
45-300-MMO-UL	12"	12.25"	17.88"	14.44"	13.30"	41.50"	17.00"	16.25"	14.00"	2.50"	1.00"	17.00"	1.22"	8	44	431
45-350-MMO-UL	14"	14.00"	20.31"	16.61"	15.51"	55.24"	18.90"	18.75"	17.95"	3.50"	1.14"	25.00"	1.32"	10	50	673
45-400-MMO-UL	16"	16.00"	22.56"	18.64"	17.54"	54.70"	21.25"	21.00"	18.00"	3.50"	1.14"	25.00"	1.34"	12	56	684

