

AMERICAN AVK RESILIENT SEATED DUCTILE IRON GATE VALVE
250 PSI, Tested to AWWA C509 / C515 (NRS) for Indicator Post,
CWP Tested to 350 PSI Flanged x Flanged Ends to ASME B16.42 Class 300
- Valve Sizes 4" - 12" Laylength to ASME B16.10

45/FFHP-UL
FLxFL PIV

Use:
 For water and neutral liquids to maximum 160°F.

Tests:
 Hydraulic test to AWWA C509 & UL 262:
 Shell Test: 500 PSI 4"-12"
 Seat Test: 375 PSI 4"-12"
 Operating Torque Test

Optional Materials:
 Stem For UL, FM, ULC for 4" - 12"
 Low Zinc Bronze ASTM B763

Anti Friction Washers Polyamide


Wedge Ductile iron ASTM A536
 encapsulated with NBR-rubber
 compound


Standard Materials:


Body, Bonnet, Gland Flange, Wrench Nut	Ductile iron ASTM A536 (Wrench Nut-painted black for open left, red for open right)
Coating	Electrostatically applied fusion- bonded epoxy-resin Meets or exceeds AWWA C550
Stem	Standard: Stainless steel - 304
Wedge	Ductile iron ASTM A536 encapsulated with EPDM-rubber compound
Wedge Nut, Thrust Collar	Bronze
Bonnet Bolts	Stainless Steel - 316 sealed with hot melt
Gland Bolts	Stainless Steel - 316 Hexagon bolt
Bonnet Gasket, Wiper Ring, O-Ring Stem Seals, O-Ring Gland Seal	ASTM D2000 Buna "N" nitrile rubber


Approvals:

*UL/ULC Listed
 *FM Approved
 Certified to: ANSI/NSF 61, ANSI/NSF 372

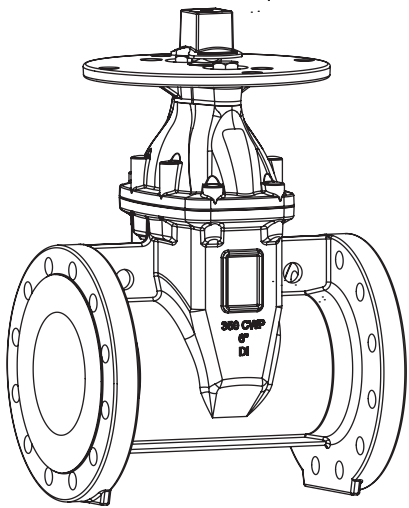








* Approved at 250 PSI working pressure, 4"-12"

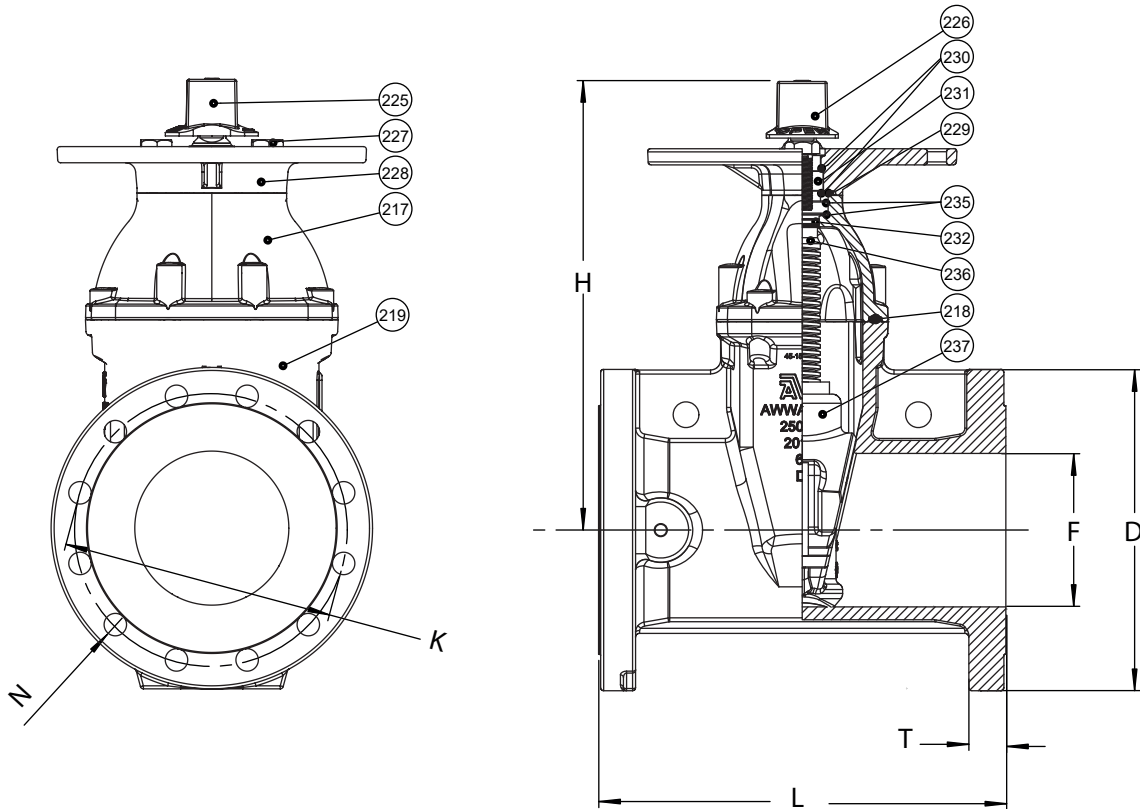


AMERICAN AVK RESILIENT SEATED DUCTILE IRON GATE VALVE
250 PSI, Tested to AWWA C509 / C515 (NRS) for Indicator Post,
CWP Tested to 350 PSI Flanged x Flanged Ends to ASME B16.42 Class 300
- Valve Sizes 4" - 12" Laylength to ASME B16.10

45/FFHP-UL
FLxFL PIV

Component List:

- | | | |
|---------------------------|------------------------------|-----------------------------|
| 217. Bonnet | 226. Wiper Ring | 232. Lower Stem Seal O-Ring |
| 218. Bonnet Gasket | 227. Gland Flange Bolt | 235. Anti-Friction Washer |
| 219. Body | 229. Gland O-Ring | 236. Low Zinc NRS Stem |
| 224. Post Indicator Plate | 230. Upper Stem Seal O-Rings | 237. Wedge |
| 225. Wrench Nut | 231. Stem Seal Bushing | |



RefNo.	Size	D	F	H	K	L	N	T	Flange Holes	Turns to Open	Weight Lbs.
45-100-FFHP	4"	10.00"	4.00"	13.50"	7.88"	12.00"	0.88"	1.25"	8	14	111
45-150-FFHP	6"	12.50"	6.00"	17.50"	10.63"	15.88"	0.88"	1.44"	12	21	181
45-200-FFHP	8"	15.00"	8.00"	21.50"	13.00"	16.50"	1.00"	1.62"	12	26	264
45-250-FFHP	10"	17.50"	10.00"	24.75"	15.25"	18.00"	1.12"	1.88"	16	32	386
45-300-FFHP	12"	20.50"	12.00"	27.75"	17.75"	19.76"	1.25"	2.00"	16	38	561

