

**AMERICAN AVK RESILIENT SEATED GATE VALVE**  
**250 PSI, Tested to AWWA C509/C515 - 200 PSI, for UL/FM (NRS)**  
**Mechanical Joint Ends - Valve Sizes 18" - 24"**

**55/MMN/UL**  
**MJxMJ**

**Use:**  
 For water and neutral liquids to maximum 160°F.





**Tests:**  
 Hydraulic test to AWWA C509/C515: UL262/FM1120  
 Shell Test: 500 PSI 500 PSI  
 Seat Test: 250 PSI 300 PSI  
 Operating Torque Test

**Options:**

Wedge                      Ductile iron ASTM A536  
 encapsulated with NBR-rubber  
 compound

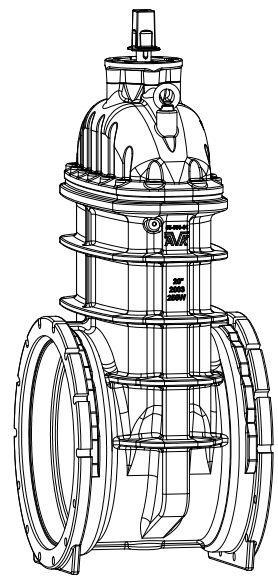
**Approvals:**

UL/ULC Listed  
 FM Approved  
 Certified to: NSF/ANSI/CAN 61,  
 NSF/ANSI/CAN 372

**Standard Materials:**

Body, Bonnet, Gland Flange, Wrench Nut	Ductile iron ASTM A536 (Wrench Nut-painted black for open left, red for open right)
Wedge	Ductile iron ASTM A536 encapsulated with EPDM-rubber compound
Stem	316 stainless steel
Radial Bearing, Wedge Shoe	Polyamide
Coating	Electrostatically applied fusion- bonded epoxy-resin Meets or exceeds AWWA C550
Wedge Nut	Copper alloy
Thrust Collar	Aluminum Bronze
Thrust Bearing	Bronze/PTFE composite
Bonnet Bolts, Gland Bolts	Stainless Steel - 316 sealed with hot melt
Bonnet Gasket, Wiper Ring, O-rings	ASTM D2000 Buna "N" nitrile rubber

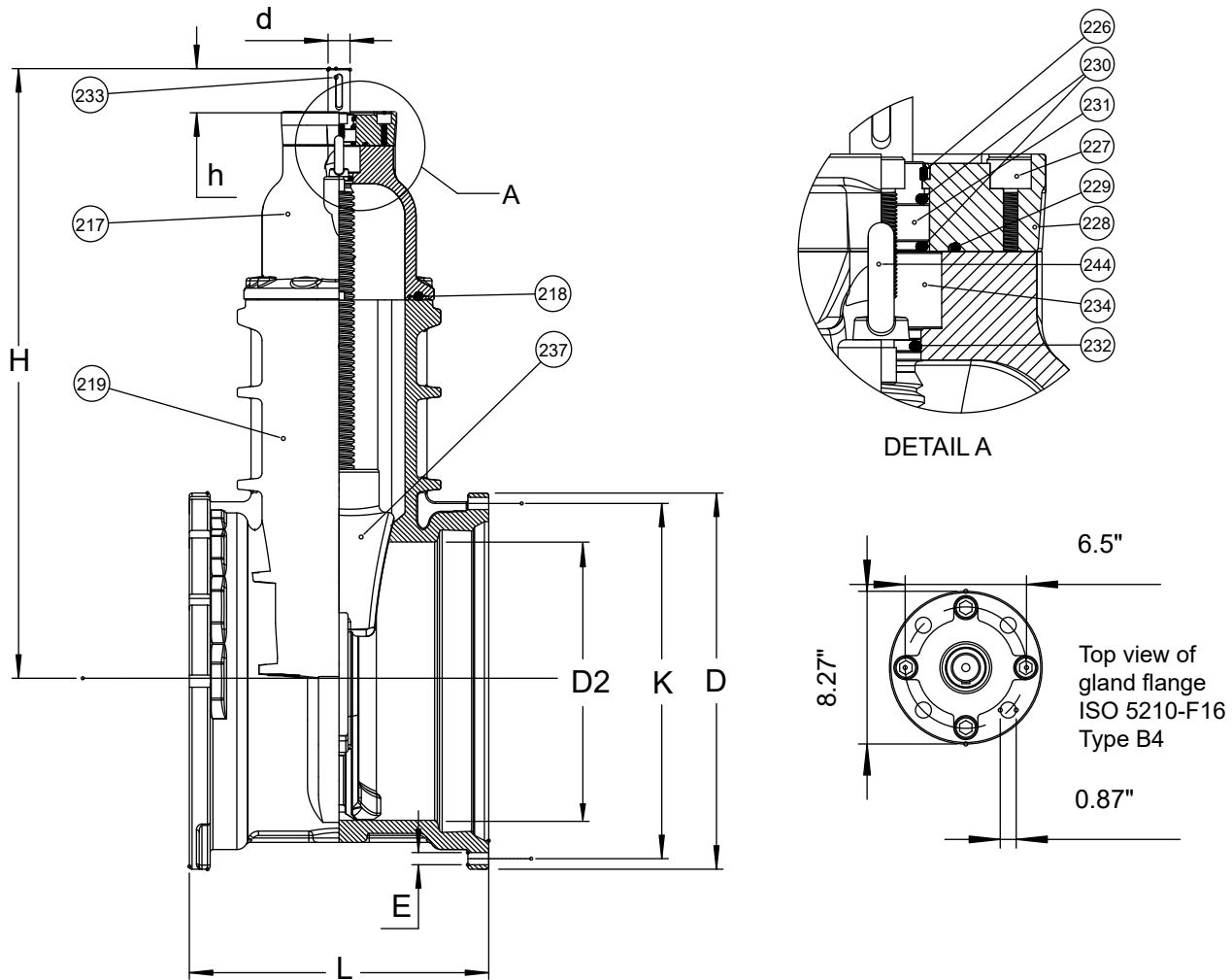


**AMERICAN AVK RESILIENT SEATED GATE VALVE**  
**250 PSI, Tested to AWWA C509/C515 - 200 PSI, for UL/FM (NRS)**  
**Mechanical Joint Ends - Valve Sizes 18" - 24"**

**55/MMN/UL**  
**MJxMJ**

Component List:

- |                        |                              |                    |
|------------------------|------------------------------|--------------------|
| 217. Bonnet            | 228. Gland Flange            | 233. Stem Rod      |
| 218. Bonnet Gasket     | 229. Gland O-Ring            | 234. Thrust Collar |
| 219. Body              | 230. Upper Stem Seal O-Rings | 237. Wedge         |
| 226. Wiper Ring        | 231. Stem Seal Bushing       | 244. Lifting Eye   |
| 227. Gland Flange Bolt | 232. Lower Stem Seal O-Ring  |                    |



Ref. nos	Size	D	D2	d	E	H	h	K	L	Flange Holes	Turns to open	Wt. Lbs.
55-450-MMN-UL	18"	24.75"	18.00"	1.57"	1.50"	44.50"	3.13"	23.25"	21.00"	12	42	1330
55-500-MMN-UL	20"	27.00"	20.00"	1.57"	1.63"	44.50"	3.13"	25.50"	21.50"	14	42	1400
55-600-MMN-UL	24"	31.50"	24.00"	1.57"	1.88"	51.50"	3.13"	30.00"	23.50"	16	51	1867

