

AMERICAN AVK RESILIENT SEATED GATE VALVE
250 PSI, Tested to AWWA C509/C515 - 200 PSI, for UL/FM (OS&Y)
Flange Ends to ASME B16.42 Class 150 - Valve Sizes 18" - 24"

55/FFO/UL
FLxFL

Use:
 For water and neutral liquids to maximum 160°F.





Tests:
 Hydraulic test to AWWA C509/C515: UL262/FM1120
 Shell Test: 500 PSI 500 PSI
 Seat Test: 250 PSI 300 PSI
 Operating Torque Test

Options:

Wedge Ductile iron ASTM A536
 encapsulated with NBR-rubber
 compound

Approvals:

UL/ULC Listed
 FM Approved
 Certified to: NSF/ANSI/CAN 61,
 NSF/ANSI/CAN 372

Standard Materials:

Body, Bonnet, Yoke, Gland Follower Ductile iron ASTM A536

Coating Electrostatically applied fusion-bonded epoxy-resin
 Meets or exceeds AWWA C550

Stem 316 stainless steel

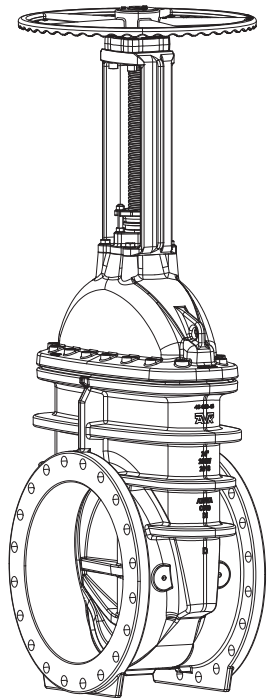
Wedge Ductile iron ASTM A536
 encapsulated with EPDM-rubber
 compound

Wedge Nut, Gland Gland Bushing Bronze

Bonnet Bolts, Yoke Bolts/Stude Yoke Washers/Nuts 316 stainless steel

Bonnet Gasket, EPDM rubber

O-Ring Stem Seals, O-Ring Gland Seal ASTM D2000 Buna "N" nitrile rubber

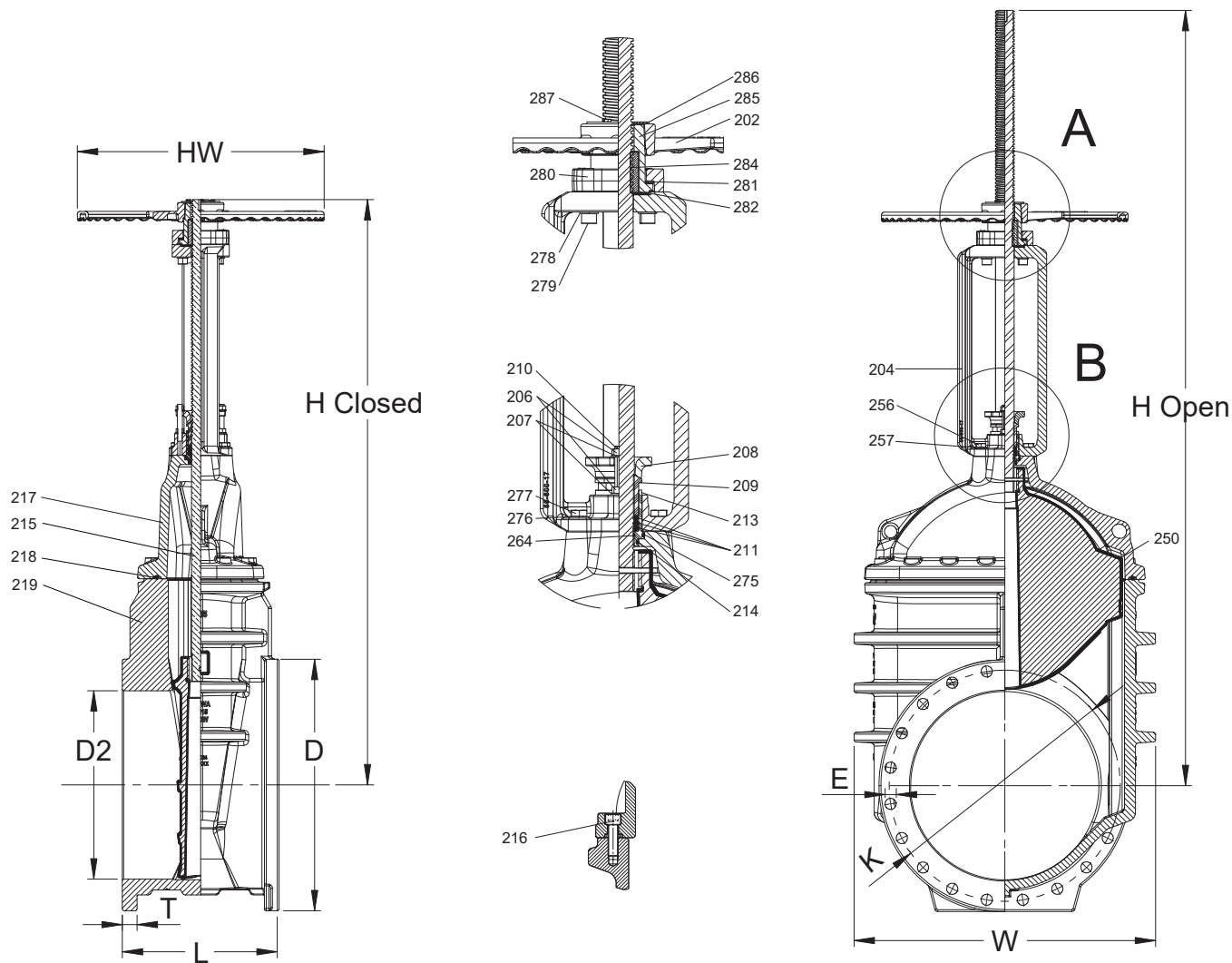


AMERICAN AVK RESILIENT SEATED GATE VALVE
250 PSI, Tested to AWWA C509/C515 - 200 PSI, for UL/FM (OS&Y)
Flange Ends to ASME B16.42 Class 150 - Valve Sizes 18" - 24"

55/FFO/UL
FLxFL

Component List:

204. Yoke	214. Outer Bushing O-ring	264. OS&Y Stem Seal O-ring	282. OS&Y Bearing Lower
206. Gland Follower/Yoke Nut	215. OS&Y Stem Assembly	275. 18"-24" OS&Y Bushing Washer	283. Hand Wheel Nut (Not shown)
207. Gland Follower/Yoke Washer	216. Bonnet Bolts	276. 18"-24" Bearing Yoke Washer	284. 18"-24" OS&Y Operating Nut
208. Gland Follower	217. Bonnet	277. 18"-24" Bearing Yoke Bolt	285. 18"-24" OS&Y Hand Wheel Hub
209. Gland	218. Bonnet Gasket	278. Hand Wheel Bracket Bolt	286. 18"-24" OS&Y Hub Washer
210. Stud Bolt	219. Body	279. Hand Wheel Bracket Washer	287. 18"-24" OS&Y Hub Washer Screw
211. Stem Seal O-rings	232. Lower Stem Seal O-ring	280. Hand Wheel Bracket	288. Wedge Clip (Not shown)
213. OS&Y Bushing	250. Shoe	281. OS&Y Bearing Upper	



Ref. nos	Size	D	D2	E	H open	H closed	HW	K	L	T	W	Flange Holes	Turns to open	Wt. Lbs.
55-450-FFO	18"	25.00"	20.00"	1.25"	100.00"	81.00"	31.50"	22.75"	17.00"	1.56"	32.95"	16	xx	1594
55-500-FFO	20"	27.56"	20.00"	1.25"	104.25"	83.50"	31.50"	25.00"	18.00"	1.70"	33.27"	20	xx	1713
55-600-FFO	24"	32.00"	24.00"	1.38"	115.25"	90.75"	31.50"	29.50"	20.00"	1.90"	38.46"	20	xx	2307

