

EXPECT SOLUTIONS,
NOT JUST
PRODUCTS

Expect... **AVR**

TABLE OF CONTENTS

IN DIGITAL VERSION, PAGE NUMBERS ARE LINKED TO PAGES -
CLICK ON ANY "Expect AVK" LOGO TO RETURN TO TABLE OF CONTENTS

<p>2 TABLE OF CONTENTS</p> <p>3 TABLE OF CONTENTS (Cont.)</p> <p>4 TABLE OF CONTENTS (Cont.)</p> <hr/> <p>5 RESILIENT WEDGE GATE VALVES OPTIONS</p> <p>6 RESILIENT WEDGE GATE VALVES OPTIONS (Cont.)</p> <hr/> <p>7 SERIES 65 REDUCED WALL DUCTILE AVAILABILITY</p> <p>8 SERIES 65 PRICING</p> <ul style="list-style-type: none"> • 65/FFN - FLxFL - NRS • 65/HFN - HYxFL - NRS • 65/HHN - HYxHY - NRS • 65/MFN - MJxFL - NRS • 65/MMN - MJxMJ - NRS <p>9</p> <ul style="list-style-type: none"> • 65/PFN - POxFL - NRS • 65/PPN - POxPO - NRS • 65/HYMAX - SOCKETS <hr/> <p>10 SERIES 45 FULL WALL DUCTILE AVAILABILITY</p> <p>11 SERIES 45 PRICING</p> <ul style="list-style-type: none"> • 45/FFN - FLxFL - NRS • 45/FFH - FLxFL - NRS - 250 PSI • 45/MFN - MJxFL - NRS • 45/MFT - MJxFL - NRS - TAPPING • 45/MMN - MJxMJ - NRS <p>12</p> <ul style="list-style-type: none"> • 45/MMC - MJxMJ CUT-IN • 45/PFN - POxFL - NRS • 45/PPN - POxPO - NRS • 45/IIN - IPSxIPS - NRS <hr/> <p>13 SERIES 55 LARGE DIAMETER DUCTILE AVAILABILITY</p> <p>14 SERIES 55 PRICING</p> <ul style="list-style-type: none"> • 55/FFN - FLxFL - NRS • 55/MFN - MJxFL - NRS • 55/MMN - MJxMJ - NRS <p>15</p> <ul style="list-style-type: none"> • 55/FFN - FLxFL - OS&Y <hr/> <p>16 SERIES 66 HDPE ENDS, DUCTILE AVAILABILITY</p> <p>16 SERIES 66 PRICING</p> <ul style="list-style-type: none"> • 66/EEN - PEXPE - NRS 	<ul style="list-style-type: none"> • 66/MEF - MJxPE - TRANS. FITTING <p>17 SERIES 03 SMALL DUCTILE AVAILABILITY</p> <p>18 SERIES 03 PRICING</p> <ul style="list-style-type: none"> • 03/TTN - NPTxNPT - NRS <hr/> <p>19 SERIES 25 FULL WALL GREY IRON AVAILABILITY</p> <p>20 SERIES 25 FULL WALL GREY IRON PRICING</p> <ul style="list-style-type: none"> • 25/FFN - FLxFL - NRS • 25/MMN - MJxMJ - NRS • 25/IIN - IPSxIPS - NRS <hr/> <p>21 GATE VALVES OPTIONS / ACCESSORY PRICING</p> <ul style="list-style-type: none"> • WRENCH NUTS • HANDWHEELS • POST INDICATOR PLATES <p>22</p> <ul style="list-style-type: none"> • TAPPING VALVE ACCESSORY KITS • CHAIN WHEEL OPERATOR -NRS • CHAIN WHEEL OPERATOR -OS&Y • MOTOR OPERATORS <p>23</p> <ul style="list-style-type: none"> • BYPASS KITS <p>24</p> <ul style="list-style-type: none"> • SERIES 55 TAPPING • OPTIONAL STEMS <p>25</p> <ul style="list-style-type: none"> • OPTIONAL EPOXY COATING • OPTIONAL PUR COATING • GEARING <p>26</p> <ul style="list-style-type: none"> • HANDWHEELS FOR GEARING • ISO ACTUATOR PLATES • OPTIONAL NBR WEDGES • CUSTOM VALVE MACHINING <hr/> <p>27 DRY BARREL HYDRANT OPTIONS</p> <p>28 DRY BARREL HYDRANT OPTIONS (Cont.)</p> <p>29 SERIES 27 DRY BARREL HYDRANT AVAILABILITY / PRICING</p> <ul style="list-style-type: none"> • 27N/PHH - Nostalgic - 2780 <p>30 SERIES 27 DRY BARREL HYDRANT PRICING</p> <ul style="list-style-type: none"> • 27N/NHH - Nostalgic -2794 • 27N/PNN - Nostalgic- 2760 <p>31</p> <ul style="list-style-type: none"> • 27N/PPN - Nostalgic- 2756 	<ul style="list-style-type: none"> • 27M/PHH - Modern- 2700 <p>32</p> <ul style="list-style-type: none"> • 27M/PNN - Modern - 2712 • 27M/PPN - Modern- 2736 <p>33</p> <ul style="list-style-type: none"> • 27M/PHH - Modern - 2730 - Alpine • 27M/PPH - Modern- 27CA - Monitor <hr/> <p>34 DRY BARREL HYDRANT OPTIONS / ACCESSORY PRICING</p> <ul style="list-style-type: none"> • FLOWGUARD I™ CHECK VALVE • HYDRANT OPTIONS • TAMPER GUARD <p>35</p> <ul style="list-style-type: none"> • EXTENSION KITS • TRAFFIC KITS • HYDRANT TOOLS • BOLTING/STEM OPTION <p>36 DRY BARREL HYDRANT OPTIONS / ACCESSORY PRICING</p> <ul style="list-style-type: none"> • STORZ NOZZLES / CAPS • STORZ NOZZLES ADAPTORS • OPTIONAL PUR COATING • OPTIONAL EPOXY COATING <hr/> <p>37 POST/FLUSHING DRY BARREL HYDRANT OPTIONS</p> <p>38 POST/FLUSHING DRY BARREL HYDRANT AVAILABILITY</p> <p>39 SERIES 67, POST/FLUSHING, DRY BARREL HYDRANT PRICING</p> <ul style="list-style-type: none"> • 67/XX - POST/FLUSHING HYDRANT <p>39 SERIES 67, POST/FLUSHING, OPTIONS / ACCESSORY PRICING</p> <ul style="list-style-type: none"> • SERIES 67 EXTENSION KITS • SERIES 67 TRAFFIC REPAIR KITS • SERIES 67 HYDRANT TOOLS
---	--	---

TABLE OF CONTENTS

IN DIGITAL VERSION, PAGE NUMBERS ARE LINKED TO PAGES -
CLICK ON ANY "Expect AVK" LOGO TO RETURN TO TABLE OF CONTENTS

40 SWING CHECK VALVE OPTIONS

41 SWING CHECK VALVE AVAILABILITY / PRICING

- 41/XP - Swing Check Valve - Plain

42 SERIES 41 SWING CHECK PRICING

- 41/XS - Swing Check Valve - Lever & Spring
- 41/XW - Swing Check Valve - Lever & Weight

42 SWING CHECK VALVE OPTIONS / ACCESSORY PRICING

- 41/5227 - PLAIN HEAD ASSY.
- 41/5224 - ACTUATED HEAD ASSY.

43 BALL CHECK VALVE OPTIONS

44 BALL CHECK VALVE AVAILABILITY

45 SERIES 53 BALL CHECK VALVE PRICING

- 53/FFI - Ductile Iron - FLxFL
- 53/NNI - Ductile Iron - NPTxNPT
- 53/NNS - Stainless Steel - NPTxNPT

46 SERIES 53 BALL CHECK VALVE OPTIONS / ACCESSORY PRICING

- REPLACEMENT BALL – SINKING
- REPLACEMENT BALL – FLOATING
- 53/FF COVER O-RINGS
- 53/NN COVER O-RINGS

47 UL/FM FIRE PROTECTION PRODUCT PRICING

48 SERIES 45 PRICING

- 45/FFP - FLxFL - PIV
- 45/GFP - GVxFL - PIV - IPS
- 45/GGP - GVxGV - PIV - IPS
- 45/MFP - MJxFL - PIV
- 45/MMP - MJxMJ - PIV

49 45/PFP - POxFL - PIV

- 45/PPP - POxPO - PIV

50 45/FFO - FLxFL - OS&Y - 125

- 45/FFOH - FLxFL - OS&Y - 250
- 45/GFO - GVxFL - OS&Y - IPS
- 45/GGO - GVxGV - OS&Y - IPS

51 SERIES 34 PRICING

- 51 • 34/OX - Telescoping Indicator Post
- 34/8X - Wall Post Indicator

52 SERIES 45 UL/FM NRS WATER DISTRIBUTION VALVE PRICING

- 45/FFN - FLxFL - NRS
- 45/FFH - FLxFL - NRS - 250 PSI
- 45/MFN - MJxFL - NRS
- 45/MMN - MJxMJ - NRS
- 45/PFN - POxFL - NRS

53 45/PPN - POxPO - NRS

54 PLUG VALVE OPTIONS

54 PLUG VALVE AVAILABILITY / PRICING

54 SERIES 764 PLUG VALVE PRICING

- 764/FFA - FLxFL - Actuated

55 SERIES 766 DOUBLE ECCENTRIC BUTTERFLY VALVE AVAILABILITY

56 SERIES 766 DOUBLE ECCENTRIC BUTTERFLY VALVE PRICING

- 766/FF/BFV/GB - FLxFL - Rotork Gearbox - 250 PSI - SGL-DIR
- 766/FF/BFV/GB - FLxFL - Rotork Gearbox - 250 PSI - DUAL-DIR

57 766/MM/BFV/GB - MJxMJ - Rotork

- 766/MM/BFV/GB - MJxMJ - Rotork Gearbox - 250 PSI - SGL-DIR
- 766/MM/BFV/GB - MJxMJ - Rotork Gearbox - 250 PSI - DUAL-DIR

58 SERIES 816 CONCENTRIC BUTTERFLY VALVE AVAILABILITY

59 SERIES 816 CONCENTRIC BUTTERFLY VALVE PRICING

- 816/FF/BFV/GB - FLxFL - Rotork Gearbox - 250 PSI - SGL-DIR
- 816/FF/BFV/GB - FLxFL - Rotork Gearbox - 250 PSI - DUAL-DIR
- 816/MF/BFV/GB - MJxFL - Rotork Gearbox - 250 PSI - SGL-DIR
- 816/MF/BFV/GB - MJxFL - Rotork Gearbox - 250 PSI - DUAL-DIR

60 816/MM/BFV/GB - MJxMJ - Rotork

- 816/MM/BFV/GB - MJxMJ - Rotork Gearbox - 250 PSI - SGL-DIR
- 816/MM/BFV/GB - MJxMJ - Rotork Gearbox - 250 PSI - DUAL-DIR
- 816/WW/BFV/GB - WAF - Rotork Gearbox - 250 PSI - SGL-DIR
- 816/WW/BFV/GB - WAF - Rotork Gearbox - 250 PSI - DUAL-DIR

61 816/FF/BFV/GB - FLxFL

- 816/FF/BFV/GB - FLxFL Lever - 150 PSI - SGL-DIR
- 816/FF/BFV/GB - FLxFL Lever - 150 PSI - DUAL-DIR
- 816/WW/BFV/GB - WAF Lever - 250 PSI - SGL-DIR
- 816/WW/BFV/GB - WAF Lever - 250 PSI - DUAL-DIR

62 SERIES 85 HDPE BALL VALVE AVAILABILITY

- 63 • 85/BALL/PEBV/DR11
- 85/BALL/PEBV/DR9
- 85/BALL/PEBV/DR7

64 WARRANTY INFORMATION

65 RESILIENT WEDGE GATE VALVES

66 SERIES 27 – DRY BARREL HYDRANTS

67 SERIES 34 – INDICATOR POSTS

68 SERIES 41 – SWING CHECK VALVES

69 SERIES 53 – BALL CHECK VALVES

70 SERIES 67 – POST HYDRANT

71 TAMPERGUARD HYDRANT LOCK

72 SERIES 27 – DRY BARREL HYDRANT CHECK VALVE

TABLE OF CONTENTS

IN DIGITAL VERSION, PAGE NUMBERS ARE LINKED TO PAGES -
CLICK ON ANY "Expect AVK" LOGO TO RETURN TO TABLE OF CONTENTS

WARRANTY INFORMATION (Cont.)

- 73** • SERIES 764 – ECCENTRIC
PLUG VALVES

- 74** • SERIES 766 – DOUBLE ECCENTRIC
BUTTERFLY VALVES

- 75** • SERIES 816 – CONCENTRIC
BUTTERFLY VALVES

AWWA, RESILIENT WEDGE

GATE VALVES – OPTIONS

AWWA RESILIENT WEDGE GATE VALVE OPTIONS (1" THROUGH 30")***• Valves Series**

- S65 – Reduced Wall Ductile Iron (AWWA C515 Compliant); 2.5" – 12"
- S45 – Full Wall Ductile Iron (AWWA C509 Compliant); 2" – 16" (2" S25 Grey Iron Valve)
- S55 – Large Diameter Reduced Wall Ductile Iron (AWWA C515 Compliant); 18", 20", 24", & 30"
- S66 – Reduced Wall Ductile Iron with HDPE ends (AWWA C515 Compliant) 2" – 12"
- S25 – 2" MJxMJ, 2" FLxFL, and 2.5" to 8" Push-On IPS Valves
- S18 – Combitee
- S03 – Small Ductile

• End Connections

- MJxMJ
- FLxFL
- POxPO (IPS & DIPS)
- MJxFL
- POxFL
- PEXPE (IPS & DIPS)
- GRxGR
- HYxHY
- HYxFL

• Valve Type

- Non Rising Stem (NRS)
- Outside Screw and Yoke (OS&Y)
- Tapping

• Stem Material

- Stainless Steel (Standard)
- Low Zinc Bronze
- 304 Stainless Steel
- 316 Stainless Steel

• Wedge Coating Material

- EPDM (Standard)
- NBR

• Bolting Materials

- 304 Stainless Steel (Standard)
- 316 Stainless Steel
- Zinc Plated Steel

• Pressure Rating

- 250 psi
- 350 psi (S45 FLxFL only, with ASME B16.1 Class 250 flanges)

• Listing and Approvals

- NSF 61 (Standard)
- NSF 372 (Standard)
- UL/ULC/FM (Series 45 only)

AWWA, RESILIENT WEDGE

GATE VALVES – OPTIONS (cont.)

AWWA RESILIENT WEDGE GATE VALVE OPTIONS (1" THROUGH 30")* CONT.

- Actuation

- Operating Nut (Standard)
- Bronze Operating Nut
- Hand Wheel
- Bevel Gear (NRS and OS&Y)
- Spur Gear (NRS Only)
- Chain Wheel
- Actuation Plate and Keyed Stem (Standard on gate valves 18" and larger)
- Electric Motor Operator (NRS and OS&Y)

- Coatings – Fusion Bonded Epoxy (8 mils)

- Holiday Free Internal (VeloCorr™ - Standard on S65)
- Holiday Free External
- Polyurethane (PUR)

- Stem Material

- Stainless Steel (Standard)
- Low Zinc Bronze
- 316 Stainless Steel

- Bypass Kits (18", 20", 24", 30" & 36")

- 1" through 3" with NPT ends, see Series 03.

- NOTE: These are generally available options for AVK AWWA gate valves. Some options are not available for all valve types and sizes. Contact American AVK for details.

- * AWWA applicable for 3" through 30"

AWWA RESILIENT WEDGE GATE VALVE ACRONYMS :

ANSI - American National Standards Institute

ASME - American Society of Mechanical Engineers

AWWA - American Water Works Association

DIPS - Ductile Iron Pipe Size

EPDM - Ethylene Propylene Diene Monomer

FL - Flange

FM - Factory Mutual

GR - Grooved

HDPE - High Density Polyethylene

HY - HYMAX®

IPS - Iron Pipe Size

MJ - Mechanical Joint

NBR - Nitrile Butyl Rubber

NRS - Non Rising Stem

NPT - National Pipe Thread

OS&Y - Outside Screw/Stem & Yoke

PE - Polyethylene

PIV - Post Indicator Valve

PO - Push - On

PUR - Polyurethane

SDR - Standard Dimension Ratio

SS - Stainless Steel

UL - Underwriters Laboratories

American AVK Resilient Wedge Gate Valve Class Code/ Ref. # / Breakdown

AA	-	BBB	-	CC	-	D
Series no.		Valve size		Flange config.		Stem type/Option
03 - Small Ductile		032 - 1" *		EE - PExPE		C - Cut-in
18 - Combitee		040 - 1.25" *		FF - FLxFL		F - Fitting
25 - Full Wall Grey Iron		050 - 2"		GG - GRxGR		H - High Pressure
45 - Full Wall Ductile		063 - 2" *		II - IPSxIPS		N - NRS
55 - Large Diameter Ductile		065 - 2.5"		HF - HYxFL		O - OS&Y
65 - Reduced Wall Ductile		070 - 2.5" *		HH - HYxHY		P - PIV
66 - HDPE Ends Ductile		080 - 3"		ME - MJxPE		T - Tapping
		090 - 3" *		MF - MJxFL		
		100 - 4"		MM - MJxMJ		
		150 - 6"		PF - POxFL		
		200 - 8"		PP - POxPO		
		250 - 10"		TT - NPTxNPT		
		300 - 12"				
		350 - 14"				
		400 - 16"				
		450 - 18"				
		500 - 20"				
		600 - 24"				
		800 - 30"				
		900 - 36"				

* For Series 03 only

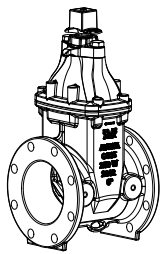
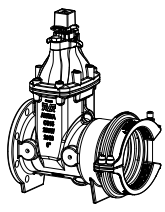
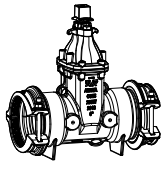
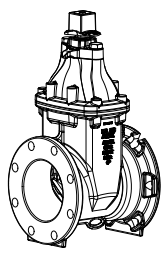
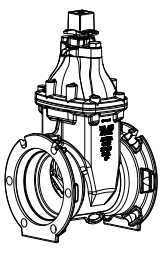
SERIES 65 AWWA C515

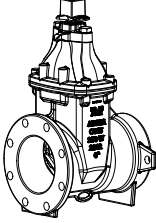
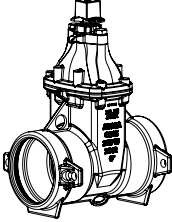
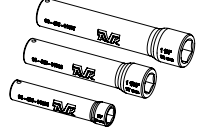
REDUCED WALL DUCTILE

Size	FLxFL	HYxFL	HYxHY	MJxFL	MJxMJ	POxFL	POxPO
2"			X				
2.5"	X*		X				
3"	X	X	X	X	X		
4"	X	X	X	X	X	X	X
6"	X	X	X	X	X	X	X
8"	X	X	X	X	X	X	X
10"	X	X	X	X	X	X	X
12"	X	X	X	X	X	X	X

* Sizes below 3" not included in AWWA Standards

AWWA, RESILIENT WEDGE GATE VALVES

Type	AVK Ref. #	Size	Weight		List Price																																				
			kg	lb																																					
<p>Series 65/FFN REDUCED WALL DUCTILE FL X FL To AWWA C515</p> <p>Flanged ends to ASME B 16.42 Class 150 NRS Ductile iron 250 PSI Size 2.5"-12"</p> 	<table border="1"> <tr><td>65-065-FFN</td><td>2.5"</td><td>17</td><td>38</td><td>1,160</td></tr> <tr><td>65-080-FFN</td><td>3"</td><td>21</td><td>46</td><td>1,262</td></tr> <tr><td>65-100-FFN</td><td>4"</td><td>28</td><td>62</td><td>1,402</td></tr> <tr><td>65-150-FFN</td><td>6"</td><td>47</td><td>103</td><td>1,828</td></tr> <tr><td>65-200-FFN</td><td>8"</td><td>66</td><td>146</td><td>3,170</td></tr> <tr><td>65-250-FFN</td><td>10"</td><td>102</td><td>224</td><td>4,970</td></tr> <tr><td>65-300-FFN</td><td>12"</td><td>141</td><td>310</td><td>6,892</td></tr> </table> <p>For 2" valves see Series 25 pg#17</p>	65-065-FFN	2.5"	17	38	1,160	65-080-FFN	3"	21	46	1,262	65-100-FFN	4"	28	62	1,402	65-150-FFN	6"	47	103	1,828	65-200-FFN	8"	66	146	3,170	65-250-FFN	10"	102	224	4,970	65-300-FFN	12"	141	310	6,892					
65-065-FFN	2.5"	17	38	1,160																																					
65-080-FFN	3"	21	46	1,262																																					
65-100-FFN	4"	28	62	1,402																																					
65-150-FFN	6"	47	103	1,828																																					
65-200-FFN	8"	66	146	3,170																																					
65-250-FFN	10"	102	224	4,970																																					
65-300-FFN	12"	141	310	6,892																																					
<p>Series 65/HFN REDUCED WALL DUCTILE HY X FL To AWWA C515</p> <p>HYMAX GRIP® X Flanged end to ANSI B 16.1 Class 125 NRS Ductile iron 250 PSI Size 4"-12"</p> 	<table border="1"> <tr><td>65-100-HFN</td><td>4"</td><td>34</td><td>73</td><td>1,347</td></tr> <tr><td>65-150-HFN</td><td>6"</td><td>54</td><td>119</td><td>1,811</td></tr> <tr><td>65-200-HFN</td><td>8"</td><td>78</td><td>170</td><td>2,717</td></tr> <tr><td>65-250-HFN</td><td>10"</td><td>115</td><td>253</td><td>4,277</td></tr> <tr><td>65-300-HFN</td><td>12"</td><td>151</td><td>331</td><td>5,357</td></tr> </table> <p>All adders are added to List Pricing</p>	65-100-HFN	4"	34	73	1,347	65-150-HFN	6"	54	119	1,811	65-200-HFN	8"	78	170	2,717	65-250-HFN	10"	115	253	4,277	65-300-HFN	12"	151	331	5,357															
65-100-HFN	4"	34	73	1,347																																					
65-150-HFN	6"	54	119	1,811																																					
65-200-HFN	8"	78	170	2,717																																					
65-250-HFN	10"	115	253	4,277																																					
65-300-HFN	12"	151	331	5,357																																					
<p>Series 65/HHN REDUCED WALL DUCTILE HY X HY To AWWA C515</p> <p>HYMAX GRIP® ends Class 150 NRS Ductile iron 250 PSI Size 1.5"-12"</p> 	<table border="1"> <tr><td>65-050-HHN</td><td>1.5"-2"</td><td>38</td><td>83</td><td>1,068</td></tr> <tr><td>65-065-HHN</td><td>2.5"</td><td>38</td><td>83</td><td>1,293</td></tr> <tr><td>65-080-HHN</td><td>3"</td><td>38</td><td>83</td><td>1,436</td></tr> <tr><td>65-100-HHN</td><td>4"</td><td>38</td><td>83</td><td>1,599</td></tr> <tr><td>65-150-HHN</td><td>6"</td><td>60</td><td>131</td><td>2,123</td></tr> <tr><td>65-200-HHN</td><td>8"</td><td>88</td><td>193</td><td>3,329</td></tr> <tr><td>65-250-HHN</td><td>10"</td><td>127</td><td>279</td><td>4,843</td></tr> <tr><td>65-300-HHN</td><td>12"</td><td>159</td><td>349</td><td>6,017</td></tr> </table> <p>All adders are added to List Pricing</p>	65-050-HHN	1.5"-2"	38	83	1,068	65-065-HHN	2.5"	38	83	1,293	65-080-HHN	3"	38	83	1,436	65-100-HHN	4"	38	83	1,599	65-150-HHN	6"	60	131	2,123	65-200-HHN	8"	88	193	3,329	65-250-HHN	10"	127	279	4,843	65-300-HHN	12"	159	349	6,017
65-050-HHN	1.5"-2"	38	83	1,068																																					
65-065-HHN	2.5"	38	83	1,293																																					
65-080-HHN	3"	38	83	1,436																																					
65-100-HHN	4"	38	83	1,599																																					
65-150-HHN	6"	60	131	2,123																																					
65-200-HHN	8"	88	193	3,329																																					
65-250-HHN	10"	127	279	4,843																																					
65-300-HHN	12"	159	349	6,017																																					
<p>Series 65/MFN REDUCED WALL DUCTILE MJ X FL To AWWA C515</p> <p>Mechanical joint end X Flanged end to ANSI B 16.1 Class 125 NRS Ductile iron 250 PSI Size 3"-12"</p> 	<table border="1"> <tr><td colspan="5" style="text-align: right;">less MJ accessories</td></tr> <tr><td>65-080-MFN</td><td>3"</td><td>19</td><td>42</td><td>1,266</td></tr> <tr><td>65-100-MFN</td><td>4"</td><td>25</td><td>54</td><td>1,478</td></tr> <tr><td>65-150-MFN</td><td>6"</td><td>43</td><td>95</td><td>1,930</td></tr> <tr><td>65-200-MFN</td><td>8"</td><td>63</td><td>139</td><td>3,234</td></tr> <tr><td>65-250-MFN</td><td>10"</td><td>90</td><td>199</td><td>5,134</td></tr> <tr><td>65-300-MFN</td><td>12"</td><td>135</td><td>297</td><td>7,142</td></tr> </table> <p>All adders are added to List Pricing</p>	less MJ accessories					65-080-MFN	3"	19	42	1,266	65-100-MFN	4"	25	54	1,478	65-150-MFN	6"	43	95	1,930	65-200-MFN	8"	63	139	3,234	65-250-MFN	10"	90	199	5,134	65-300-MFN	12"	135	297	7,142					
less MJ accessories																																									
65-080-MFN	3"	19	42	1,266																																					
65-100-MFN	4"	25	54	1,478																																					
65-150-MFN	6"	43	95	1,930																																					
65-200-MFN	8"	63	139	3,234																																					
65-250-MFN	10"	90	199	5,134																																					
65-300-MFN	12"	135	297	7,142																																					
<p>Series 65/MMN REDUCED WALL DUCTILE MJ X MJ To AWWA C515</p> <p>To AWWA C515 Mechanical joint ends NRS Ductile iron 250 PSI Size 3"-12"</p> 	<table border="1"> <tr><td colspan="5" style="text-align: right;">less MJ accessories</td></tr> <tr><td>65-080-MMN</td><td>3"</td><td>19</td><td>42</td><td>1,206</td></tr> <tr><td>65-100-MMN</td><td>4"</td><td>24</td><td>52</td><td>1,356</td></tr> <tr><td>65-150-MMN</td><td>6"</td><td>42</td><td>93</td><td>1,792</td></tr> <tr><td>65-200-MMN</td><td>8"</td><td>59</td><td>129</td><td>3,092</td></tr> <tr><td>65-250-MMN</td><td>10"</td><td>89</td><td>195</td><td>4,870</td></tr> <tr><td>65-300-MMN</td><td>12"</td><td>127</td><td>279</td><td>6,756</td></tr> </table> <p>For 2" valves see Series 25 pg#17 All adders are added to List Pricing</p>	less MJ accessories					65-080-MMN	3"	19	42	1,206	65-100-MMN	4"	24	52	1,356	65-150-MMN	6"	42	93	1,792	65-200-MMN	8"	59	129	3,092	65-250-MMN	10"	89	195	4,870	65-300-MMN	12"	127	279	6,756					
less MJ accessories																																									
65-080-MMN	3"	19	42	1,206																																					
65-100-MMN	4"	24	52	1,356																																					
65-150-MMN	6"	42	93	1,792																																					
65-200-MMN	8"	59	129	3,092																																					
65-250-MMN	10"	89	195	4,870																																					
65-300-MMN	12"	127	279	6,756																																					

<p>Type</p> <p>Series 65/PFN REDUCED WALL DUCTILE PO X FL To AWWA C515</p> <p>Push-on joint end (TYTON) X Flanged end to ASME B 16.42 Class 150 NRS Ductile iron 250 PSI Size 4"-12"</p> 	<table border="1"> <thead> <tr> <th data-bbox="613 163 737 184">AVK Ref. #</th> <th data-bbox="889 163 928 184">Size</th> <th colspan="2" data-bbox="1101 163 1221 214">Weight kg lb</th> <th data-bbox="1442 163 1481 214">List Price</th> </tr> </thead> <tbody> <tr> <td>65-100-PFN</td> <td>4"</td> <td>26</td> <td>58</td> <td>1,382</td> </tr> <tr> <td>65-150-PFN</td> <td>6"</td> <td>43</td> <td>95</td> <td>1,822</td> </tr> <tr> <td>65-200-PFN</td> <td>8"</td> <td>65</td> <td>142</td> <td>3,120</td> </tr> <tr> <td>65-250-PFN</td> <td>10"</td> <td>96</td> <td>212</td> <td>4,942</td> </tr> <tr> <td>65-300-PFN</td> <td>12"</td> <td>130</td> <td>287</td> <td>6,834</td> </tr> </tbody> </table> <p>All adders are added to List Pricing</p>	AVK Ref. #	Size	Weight kg lb		List Price	65-100-PFN	4"	26	58	1,382	65-150-PFN	6"	43	95	1,822	65-200-PFN	8"	65	142	3,120	65-250-PFN	10"	96	212	4,942	65-300-PFN	12"	130	287	6,834
AVK Ref. #	Size	Weight kg lb		List Price																											
65-100-PFN	4"	26	58	1,382																											
65-150-PFN	6"	43	95	1,822																											
65-200-PFN	8"	65	142	3,120																											
65-250-PFN	10"	96	212	4,942																											
65-300-PFN	12"	130	287	6,834																											
<p>Series 65/PPN REDUCED WALL DUCTILE PO X PO To AWWA C515</p> <p>Push-on joint ends (TYTON) NRS Ductile iron 250 PSI Size 4"-12"</p> 	<table border="1"> <tbody> <tr> <td>65-100-PPN</td> <td>4"</td> <td>26</td> <td>56</td> <td>1,382</td> </tr> <tr> <td>65-150-PPN</td> <td>6"</td> <td>43</td> <td>95</td> <td>1,822</td> </tr> <tr> <td>65-200-PPN</td> <td>8"</td> <td>65</td> <td>142</td> <td>3,120</td> </tr> <tr> <td>65-250-PPN</td> <td>10"</td> <td>96</td> <td>212</td> <td>4,942</td> </tr> <tr> <td>65-300-PPN</td> <td>12"</td> <td>130</td> <td>287</td> <td>6,834</td> </tr> </tbody> </table> <p>All adders are added to List Pricing</p>	65-100-PPN	4"	26	56	1,382	65-150-PPN	6"	43	95	1,822	65-200-PPN	8"	65	142	3,120	65-250-PPN	10"	96	212	4,942	65-300-PPN	12"	130	287	6,834					
65-100-PPN	4"	26	56	1,382																											
65-150-PPN	6"	43	95	1,822																											
65-200-PPN	8"	65	142	3,120																											
65-250-PPN	10"	96	212	4,942																											
65-300-PPN	12"	130	287	6,834																											
<p>Series 27/65/67 HYMAX GRIP® Socket Set</p> <p>Sizes 1.5"-12"</p> 	<table border="1"> <tbody> <tr> <td>96-350-00282</td> <td>1.5" through 12"</td> <td>260</td> </tr> </tbody> </table> <p>Socket sets can be used on all HYMAX GRIP® fittings for Series 65 valves, Series 27 & 67 hydrants</p>	96-350-00282	1.5" through 12"	260																											
96-350-00282	1.5" through 12"	260																													

SERIES 45, AWWA C509/C515

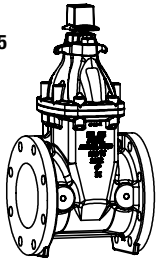
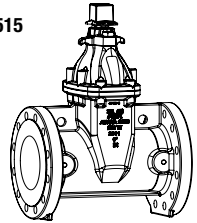
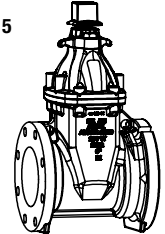
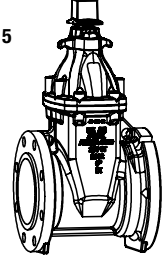
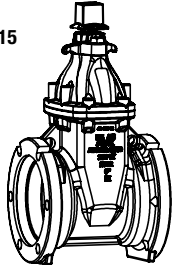
FULL WALL DUCTILE

Series 45 AWWA Availability Listing

Size	FLxFL	FLxFL 250 PSI	GRxGR	IPSxIPS	MJxFL	MJxFL TAPPING	MJxMJ	MJxMJ CUT-IN	POxPO	POxFL
2"				X*						
2.5"	X*									
3"	X		X		X	X	X			
4"	X	X	X		X	X	X		X	X
6"	X	X	X		X	X	X	X	X	X
8"	X	X	X		X	X	X	X	X	X
10"	X	X			X	X	X	X	X	X
12"	X	X			X	X	X	X	X	X
14"	X				X		X			
16"	X				X		X		X	X

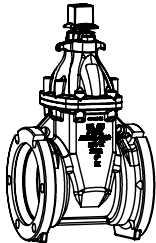
* Sizes below 3" not included in AWWA Standards

AWWA C509/C515, FULL WALL DUCTILE, RESILIENT WEDGE GATE VALVES

Type	AVK Ref. #	Size	Weight		List Price	
			kg	lb		
Series 45/FFN FULL WALL DUCTILE FL X FL To AWWA C509/C515 125 lb. Flange Flanged ends to ASME B 16.42 Class 150 NRS Ductile iron 250 PSI Size 2.5"-16" * ** For 2" FLxFL see Series 25		45-065-FFN	2.5"	17	38	1,160
	45-080-FFN	3"	19	42	1,262	
	45-100-FFN	4"	29	63	1,402	
	45-150-FFN	6"	44	97	1,828	
	45-200-FFN	8"	70	154	3,170	
	45-250-FFN	10"	122	269	4,970	
	45-300-FFN	12"	186	409	6,892	
	45-350-FFN*	14"	281	620	14,501	
	45-400-FFN*	16"	358	790	15,729	
	* 14"- 36" discount applies					
Series 45/FFH FULL WALL DUCTILE FL X FL To AWWA C509/C515 250 lb. Flange Flanged ends to ASME B 16.42 Class 250 NRS Ductile iron AWWA 250 PSI CWP 350 PSI Size 4"-12"		45-100-FFH	4"	41	91	3,900
	45-150-FFH	6"	73	161	4,335	
	45-200-FFH	8"	111	244	5,783	
	45-250-FFH	10"	166	366	9,390	
	45-300-FFH	12"	245	541	10,548	
Series 45/MFN FULL WALL DUCTILE MJ X FL To AWWA C509/C515 Mechanical joint end X Flanged end ASME B 16.42 Class 150 NRS Ductile Iron 250 PSI Size 3"-16"		45-080-MFN	3"	20	43	1,266
	45-100-MFN	4"	28	62	1,478	
	45-150-MFN	6"	47	103	1,930	
	45-200-MFN	8"	71	155	3,234	
	45-250-MFN	10"	109	240	5,134	
	45-300-MFN	12"	153	337	7,145	
	45-350-MFN*	14"	381	840	14,501	
	45-400-MFN*	16"	372	820	15,729	
	* 14"- 36" discount applies					
Series 45/MFT FULL WALL DUCTILE MJ X TAP To AWWA C509/515 Mechanical joint end X Flanged end for tapping sleeves Class 150 NRS Ductile Iron 250 PSI Size 4"-12"		45-100-MFT	4"	32	71	1,772
	45-150-MFT	6"	53	117	2,502	
	45-200-MFT	8"	79	174	3,716	
	45-250-MFT	10"	120	265	5,600	
	45-300-MFT	12"	182	401	8,460	
Series 45/MMN FULL WALL DUCTILE MJ X MJ To AWWA C509/C515 Mechanical joint ends NRS Ductile iron NRS 250 PSI Size 4"-16" * * For 2" MJxMJ see Series 25		45-080-MMN	3"	20	43	1,206
	45-100-MMN	4"	28	62	1,356	
	45-150-MMN	6"	47	103	1,792	
	45-200-MMN	8"	71	155	3,092	
	45-250-MMN	10"	109	240	4,870	
	45-300-MMN	12"	153	337	6,756	
	45-350-MMN*	14"	360	794	14,501	
	45-400-MMN*	16"	363	800	15,729	
	* 14"- 36" discount applies					

Type

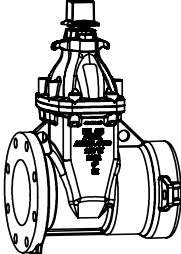
Series 45/MMC
FULL WALL DUCTILE
MJ Cut-in Valve
To AWWA C509/C515



Mechanical joint ends
 for cut-in NRS
 250 PSI
 Size 4"-12"

AVK Ref. #	Size	Weight		List Price
		kg	lb	
less MJ accessories				
45-100-MMC	4"	28	62	2,018
45-150-MMC	6"	47	103	2,756
45-200-MMC	8"	70	155	4,288
45-250-MMC	10"	109	240	6,150
45-300-MMC	12"	153	337	8,460

Series 45/PFN
FULL WALL DUCTILE
PO X FL To AWWA C509/C515

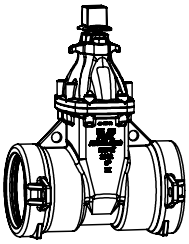


Push-on joint end X Flanged end to
 ASME B 16.42
 Class 150 NRS
 Ductile Iron
 250 PSI
 Size 4"-12"&16"

AVK Ref. #	Size	Weight		List Price
		kg	lb	
w/o gasket				
45-100-PFN	4"	27	59	1,382
45-150-PFN	6"	45	98	1,822
45-200-PFN	8"	70	154	3,120
45-250-PFN	10"	105	232	4,942
45-300-PFN	12"	163	358	6,834
45-400-PFN*	16"	363	800	15,729

*** 14"- 36" discount applies**

Series 45/PPN
FULL WALL DUCTILE
PO X PO To AWWA C509/C515

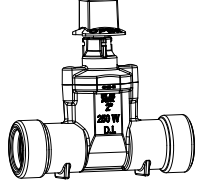


Push-on joint
 ends NRS
 Ductile Iron
 250 PSI
 Size 4"-12"&16"

AVK Ref. #	Size	Weight		List Price
		kg	lb	
w/o gasket				
45-100-PPN	4"	26	57	1,382
45-150-PPN	6"	44	97	1,822
45-200-PPN	8"	71	157	3,120
45-250-PPN	10" *	103	227	4,942
45-300-PPN	12" *	178	391	6,834
45-400-PPN*	16"	446	982	15,729

* Special gaskets available for 10" & 12" IPSxIPS
*** 14"- 36" discount applies**

Series 45/IIN
FULL WALL DUCTILE
IPS X IPS



Push-on joint ends
 for PVC pipes
 NRS
 Ductile Iron
 250 PSI
 Size 2"

AVK Ref. #	Size	Weight		List Price
		kg	lb	
less MJ accessories				
45-050-IIN	2"	8	18	838

SERIES 55, AWWA C515

LARGE DIAMETER DUCTILE

Series 55 AWWA Availability Listing

Size	FLxFL	MJxFL	MJxMJ
18"	X	X *	X
20"	X	X *	X
24"	X	X *	X
30"	X **	X **	X **
36"	X	X	X

* MJxFL Adaptor Kit on FLxFL valve and MJxFL can be used as tapping valve

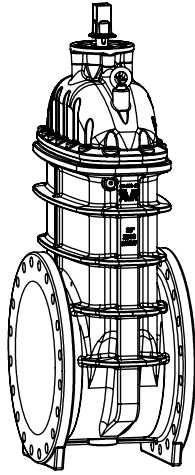
** Integral Bypass Flanges on long lay length

AWWA C515, LARGE DIAMETER DUCTILE, RESILIENT WEDGE GATE VALVES

Type

**Series 55/FFN
LARGE DIAMETER C515
FLxFL**

Full wall ductile iron
Flanged ends to
ANSI B 16.1,
Class 150 NRS
250 PSI
Size 18", 20", 24", 30", 36"



AVK Ref. #

Size

**Weight
kg lb**

**List
Price**

AVK Ref. #	Size	Weight kg	Weight lb	List Price
55-450-FFN	18"	599	1321	25,745
55-500-FFN	20"	639	1408	30,919
55-600-FFN	24"	856	1886	43,963
55-800-FFN	30"	2434	5366	76,700
55-900-FFN	36"	3780	8332	122,700

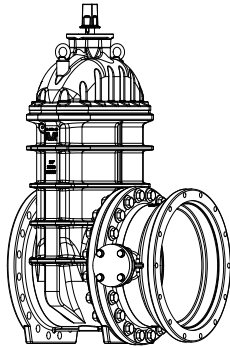
30" FLxFL available in lay lengths of 26" - Short, and 39" - Long. Long lay length has integral bypass flanges for mounting bypass valve assembly. Specify lay length when ordering.

All 30"-36" valves are supplied with actuation.

Use Series 55 valve discount

**Series 55/MFN
LARGE DIAMETER C515
MJ X FL**

Full wall ductile iron
Mechanical joint end
X Flanged end to
ANSI B 16.1
Class 150 NRS
250 PSI
Size 18", 20", 24", 30", 36"



less MJ accessories

AVK Ref. #	Size	Weight kg	Weight lb	List Price
55-450-MFN	18"	XXXX	XXXX	25,745
55-500-MFN	20"	XXXX	XXXX	30,919
55-600-MFN	24"	XXXX	XXXX	43,963
55-800-MFN	30"	XXXX	XXXX	76,700
55-900-MFN	36"	3812	8404	122,700

18", 20", 24", FLxFL valve with MJxFL adaptor, less MJ accessories

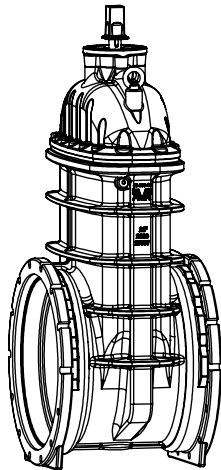
30", Integral bypass flanges

All 30"-36" valves are supplied with actuation.

Use Series 55 valve discount

**Series 55/MMN
LARGE DIAMETER C515
MJxMJ**

Full wall ductile iron
Mechanical joint ends
NRS
250 PSI
Size 18", 20", 24", 30", 36"



less MJ accessories

AVK Ref. #	Size	Weight kg	Weight lb	List Price
55-450-MMN	18"	603	1330	25,745
55-500-MMN	20"	635	1400	30,919
55-600-MMN	24"	847	1867	43,963
55-800-MMN	30"	2472	5450	76,700
55-900-MMN	36"	5151	11354	122,700

30", Integral bypass flanges

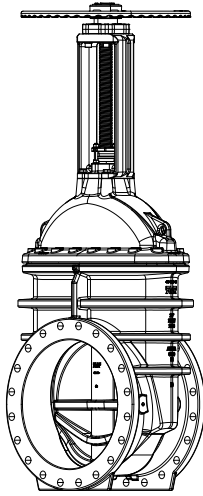
All 30"-36" valves are supplied with actuation.

Use Series 55 valve discount

Type

Series 55/FFO/MO
LARGE DIAMETER C515
FLxFL OS&Y
MANUAL OPERATION

Full wall ductile iron
 Flanged ends to
 ANSI B 16.1,
 Class 150 NRS
 250 PSI
 Size 18", 20", 24"



AVK Ref. #

Size

Weight
 kg lb

List Price

AVK Ref. #	Size	Weight kg	Weight lb	List Price
55-450-FFO-MO	18"	599	1321	28,820
55-500-FFO-MO	20"	639	1408	36,180
55-600-FFO-MO	24"	856	1886	49,990

Use 14"-36" valve discount

For geared OS&Y valves refer to the Series 753 price adders

SERIES 66, AWWA C515 (where applicable)

HDPE ENDS, DUCTILE

Series 66 AWWA Availability Listing

Size	SDR 9	SDR 11	SDR 13.5	SDR 17
2"	X	X	X	X
3"	X	X	X	X
4"	X	X	X	
6"	X	X	X	
8"	X	X	X	
10"	X	X	X	
12"	X	X	X	
14"		X		
16"		X		


When selecting SDR type, specify IPS or DIPS sizes

AWWA C515, HDPE ENDS, DUCTILE, RESILIENT WEDGE GATE VALVES

Type

**Series 66/EEN
Ductile iron gate valve with
PE-ends**

(Specify IPS or DIPS pipe size)
NRS
250 PSI
Size 4"-12"



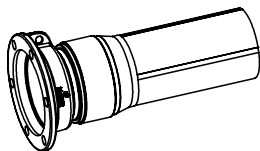
AVK Ref. #	Size	Weight		List Price			
		kg	lb	SDR 9	SDR 11	SDR 13.5	SDR 17
66-050-EEN	2"	9	20	1,041	991	998	958
66-080-EEN	3"	17	36	1,441	1,401	1,371	1,368
66-100-EEN	4"	26	56	1,601	1,551	1,503	N/A
66-150-EEN	6"	52	114	2,105	2,041	1,979	N/A
66-200-EEN	8"	80	175	3,383	3,335	3,289	N/A
66-250-EEN	10"	103	227	5,763	5,757	5,611	N/A
66-300-EEN	12"	152	335	8,131	8,015	7,921	N/A
66-350-EEN	14**	xxx	xxx	N/A	29,200	N/A	N/A
66-400-EEN	16**	xxx	xxx	N/A	30,500	N/A	N/A

Specify SDR size, IPS or DIPS

*14"-16" special delivery from Denmark, minimum of 20 weeks delivery

**Series 66/MEF
Ductile iron Mechanical Joint
Transition fitting for gate valve
with PE-ends**

250 PSI
Size 4"-12"



66-100-MEF	4"	12	27	351	351	351	N/A
66-150-MEF	6"	19	42	641	641	641	N/A
66-200-MEF	8"	30	65	851	851	851	N/A
66-250-MEF	10"	51	112	1,561	1,561	1,561	N/A
66-300-MEF	12"	69	152	1,841	1,841	1,841	N/A

Specify SDR size, IPS or DIPS

SERIES 03, AWWA C509 (where applicable)

SMALL DIAMETER DUCTILE

Series 03 AWWA Availability Listing		
Size	IPSxIPS	NPTxNPT
1"		X
1.5"		X
2"	X*	X
2.5"		X
3"		X

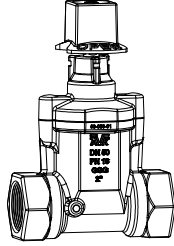
Sizes below 3" not included in AWWA Standards
 * For 2" IPSxIPS, see Series 45 pg.# 10

AWWA, RESILIENT WEDGE GATE VALVES

Type

**Series 03/TTN
SMALL DIAMETER DUCTILE
NPT X NPT**

NPT ends
NRS
250 PSI
Size 1"-3"



AVK Ref. #

Size

**Weight
kg lb**

**List
Price**

03-032-TTN	1"	4	8	796
03-050-TTN	1.5"	6	14	856
03-063-TTN	2"	8	18	824
03-075-TTN	2.5"	12	25	1,018
03-090-TTN	3"	15	32	1,216

SERIES 25, AWWA C509

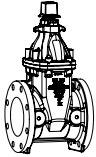
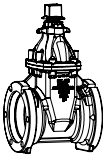
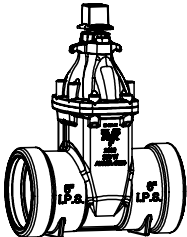
FULL WALL GREY IRON




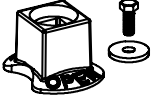
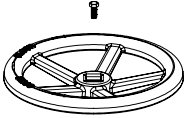
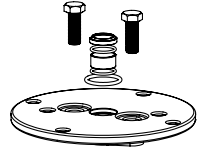
Series 25 AWWA Availability Listing


Size	FLxFL	IPSxIPS	MJxMJ
2"	X		X
2.5"		X	
3"		X	
4"		X	
6"		X	
8"		X	

Sizes below 3" not included in AWWA Standards
 For IPSxIPS 10"&12", see Series 45 POxPO with special gaskets pg.# 10

AWWA, RESILIENT WEDGE GATE VALVES

Type	AVK Ref. #	Size	Weight		List Price					
			kg	lb						
Series 25/FFN FL X FL FULL WALL GREY IRON C509 Flanged ends to ANSI B 16.1 Class 125 NRS 250 PSI Size 2"										
						25-050-FFN	2"	13	29	733
Series 25/MMN MJ X MJ FULL WALL GREY IRON C509 To AWWA C509 Mechanical joint ends NRS Grey cast iron 250 PSI Size 2"										
						25-050-MMN	2"	13	29	741
Series 25/IIN IPS X IPS FULL WALL GREY IRON C509 To AWWA C509 Push-on joint ends for PVC pipes NRS Grey Cast Iron 250 PSI Size 2.5"-12"										
						IPS with gaskets				
						25-065-IIN	2.5"	20	43	1,148
						25-080-IIN	3"	20	43	1,202
						25-100-IIN	4"	28	62	1,284
						25-150-IIN	6"	47	103	1,780
						25-200-IIN	8"	71	155	3,040
Gaskets are included with IPS valves Note: 10" & 12" sizes use Series 45 POxPO with transition gaskets										

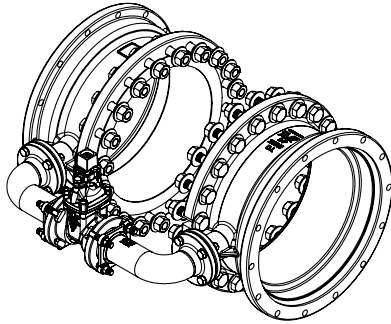
<p>Type</p>	<table border="1"> <thead> <tr> <th data-bbox="573 92 779 252">AVK Ref. #</th> <th data-bbox="779 92 1088 252">Size</th> <th colspan="2" data-bbox="1088 92 1429 252">Weight</th> <th data-bbox="1429 92 1554 252">List Price</th> </tr> <tr> <td></td> <td></td> <th data-bbox="1088 168 1169 252">kg</th> <th data-bbox="1169 168 1429 252">lb</th> <td></td> </tr> </thead> <tbody> <tr> <td data-bbox="92 252 573 567" rowspan="8"> <p>Series 04 Wrench nut Ductile Iron</p>  </td> <td data-bbox="573 252 779 294">F225</td> <td data-bbox="779 252 1088 294">1" - 2" (for series 03)</td> <td data-bbox="1088 252 1169 294">0.8</td> <td data-bbox="1169 252 1429 294">1.8</td> <td data-bbox="1429 252 1554 294">41</td> </tr> <tr> <td data-bbox="573 294 779 325">F225</td> <td data-bbox="779 294 1088 325">2"</td> <td data-bbox="1088 294 1169 325">0.8</td> <td data-bbox="1169 294 1429 325">1.8</td> <td data-bbox="1429 294 1554 325">41</td> </tr> <tr> <td data-bbox="573 325 779 357">F225</td> <td data-bbox="779 325 1088 357">2.5" - 4"</td> <td data-bbox="1088 325 1169 357">1.0</td> <td data-bbox="1169 325 1429 357">2.2</td> <td data-bbox="1429 325 1554 357">51</td> </tr> <tr> <td data-bbox="573 357 779 388">F225</td> <td data-bbox="779 357 1088 388">6"</td> <td data-bbox="1088 357 1169 388">1.1</td> <td data-bbox="1169 357 1429 388">2.4</td> <td data-bbox="1429 357 1554 388">51</td> </tr> <tr> <td data-bbox="573 388 779 420">F225</td> <td data-bbox="779 388 1088 420">8" - 12"</td> <td data-bbox="1088 388 1169 420">1.2</td> <td data-bbox="1169 388 1429 420">2.6</td> <td data-bbox="1429 388 1554 420">61</td> </tr> <tr> <td data-bbox="573 420 779 451">F225</td> <td data-bbox="779 420 1088 451">14" - 16"</td> <td data-bbox="1088 420 1169 451">1.4</td> <td data-bbox="1169 420 1429 451">3.0</td> <td data-bbox="1429 420 1554 451">61</td> </tr> <tr> <td data-bbox="573 451 779 483">F225</td> <td data-bbox="779 451 1088 483">18" - 24"</td> <td data-bbox="1088 451 1169 483">2.3</td> <td data-bbox="1169 451 1429 483">5.0</td> <td data-bbox="1429 451 1554 483">201</td> </tr> <tr> <td colspan="5" data-bbox="573 483 1554 567"> <p>Please specify open left or open right, use gate valve parts discount</p> </td> </tr> </tbody> </table>	AVK Ref. #	Size	Weight		List Price			kg	lb		<p>Series 04 Wrench nut Ductile Iron</p> 	F225	1" - 2" (for series 03)	0.8	1.8	41	F225	2"	0.8	1.8	41	F225	2.5" - 4"	1.0	2.2	51	F225	6"	1.1	2.4	51	F225	8" - 12"	1.2	2.6	61	F225	14" - 16"	1.4	3.0	61	F225	18" - 24"	2.3	5.0	201	<p>Please specify open left or open right, use gate valve parts discount</p>				
AVK Ref. #	Size	Weight		List Price																																																
		kg	lb																																																	
<p>Series 04 Wrench nut Ductile Iron</p> 	F225	1" - 2" (for series 03)	0.8	1.8	41																																															
	F225	2"	0.8	1.8	41																																															
	F225	2.5" - 4"	1.0	2.2	51																																															
	F225	6"	1.1	2.4	51																																															
	F225	8" - 12"	1.2	2.6	61																																															
	F225	14" - 16"	1.4	3.0	61																																															
	F225	18" - 24"	2.3	5.0	201																																															
	<p>Please specify open left or open right, use gate valve parts discount</p>																																																			
<p>Series 04 Wrench nut Bronze</p> 	<table border="1"> <tbody> <tr> <td data-bbox="573 619 779 651">F225</td> <td data-bbox="779 619 1088 651">1" - 2" (for series 03)</td> <td data-bbox="1088 619 1169 651">0.8</td> <td data-bbox="1169 619 1429 651">1.8</td> <td data-bbox="1429 619 1554 651">160</td> </tr> <tr> <td data-bbox="573 651 779 682">F225</td> <td data-bbox="779 651 1088 682">2"</td> <td data-bbox="1088 651 1169 682">0.8</td> <td data-bbox="1169 651 1429 682">1.8</td> <td data-bbox="1429 651 1554 682">160</td> </tr> <tr> <td data-bbox="573 682 779 714">F225</td> <td data-bbox="779 682 1088 714">2.5" - 4"</td> <td data-bbox="1088 682 1169 714">1.0</td> <td data-bbox="1169 682 1429 714">2.2</td> <td data-bbox="1429 682 1554 714">160</td> </tr> <tr> <td data-bbox="573 714 779 745">F225</td> <td data-bbox="779 714 1088 745">6"</td> <td data-bbox="1088 714 1169 745">1.1</td> <td data-bbox="1169 714 1429 745">2.4</td> <td data-bbox="1429 714 1554 745">185</td> </tr> <tr> <td data-bbox="573 745 779 777">F225</td> <td data-bbox="779 745 1088 777">8" - 12"</td> <td data-bbox="1088 745 1169 777">1.2</td> <td data-bbox="1169 745 1429 777">2.6</td> <td data-bbox="1429 745 1554 777">195</td> </tr> <tr> <td data-bbox="573 777 779 808">F225</td> <td data-bbox="779 777 1088 808">14" - 16"</td> <td data-bbox="1088 777 1169 808">1.4</td> <td data-bbox="1169 777 1429 808">3.0</td> <td data-bbox="1429 777 1554 808">200</td> </tr> <tr> <td data-bbox="573 808 779 840">F225</td> <td data-bbox="779 808 1088 840">18" - 24"</td> <td data-bbox="1088 808 1169 840">2.3</td> <td data-bbox="1169 808 1429 840">5.0</td> <td data-bbox="1429 808 1554 840">xxx</td> </tr> <tr> <td colspan="5" data-bbox="573 840 1554 913"> <p>Please specify open left or open right, use gate valve parts discount</p> </td> </tr> </tbody> </table>	F225	1" - 2" (for series 03)	0.8	1.8	160	F225	2"	0.8	1.8	160	F225	2.5" - 4"	1.0	2.2	160	F225	6"	1.1	2.4	185	F225	8" - 12"	1.2	2.6	195	F225	14" - 16"	1.4	3.0	200	F225	18" - 24"	2.3	5.0	xxx	<p>Please specify open left or open right, use gate valve parts discount</p>															
F225	1" - 2" (for series 03)	0.8	1.8	160																																																
F225	2"	0.8	1.8	160																																																
F225	2.5" - 4"	1.0	2.2	160																																																
F225	6"	1.1	2.4	185																																																
F225	8" - 12"	1.2	2.6	195																																																
F225	14" - 16"	1.4	3.0	200																																																
F225	18" - 24"	2.3	5.0	xxx																																																
<p>Please specify open left or open right, use gate valve parts discount</p>																																																				
<p>Series 08 Handwheel</p> <p>for AVK gate valves series 45, 55, 65 and 66 With bolt and washer Grey cast iron Size 1"-30"</p> 	<table border="1"> <tbody> <tr> <td data-bbox="573 976 779 1008">F222</td> <td data-bbox="779 976 1088 1008">1" - 2"</td> <td data-bbox="1088 976 1169 1008">1.5</td> <td data-bbox="1169 976 1429 1008">3.3</td> <td data-bbox="1429 976 1554 1008">30</td> </tr> <tr> <td data-bbox="573 1008 779 1039">F222</td> <td data-bbox="779 1008 1088 1039">2.5" - 3"</td> <td data-bbox="1088 1008 1169 1039">3.0</td> <td data-bbox="1169 1008 1429 1039">6.6</td> <td data-bbox="1429 1008 1554 1039">50</td> </tr> <tr> <td data-bbox="573 1039 779 1071">F222</td> <td data-bbox="779 1039 1088 1071">4"</td> <td data-bbox="1088 1039 1169 1071">3.5</td> <td data-bbox="1169 1039 1429 1071">7.7</td> <td data-bbox="1429 1039 1554 1071">65</td> </tr> <tr> <td data-bbox="573 1071 779 1102">F222</td> <td data-bbox="779 1071 1088 1102">6"</td> <td data-bbox="1088 1071 1169 1102">4.2</td> <td data-bbox="1169 1071 1429 1102">9.3</td> <td data-bbox="1429 1071 1554 1102">85</td> </tr> <tr> <td data-bbox="573 1102 779 1134">F222</td> <td data-bbox="779 1102 1088 1134">8"</td> <td data-bbox="1088 1102 1169 1134">6.0</td> <td data-bbox="1169 1102 1429 1134">13.2</td> <td data-bbox="1429 1102 1554 1134">135</td> </tr> <tr> <td data-bbox="573 1134 779 1165">F222</td> <td data-bbox="779 1134 1088 1165">10" - 12"</td> <td data-bbox="1088 1134 1169 1165">11.0</td> <td data-bbox="1169 1134 1429 1165">24.3</td> <td data-bbox="1429 1134 1554 1165">180</td> </tr> <tr> <td data-bbox="573 1165 779 1197">F222</td> <td data-bbox="779 1165 1088 1197">14" - 16"</td> <td data-bbox="1088 1165 1169 1197">16.9</td> <td data-bbox="1169 1165 1429 1197">37.2</td> <td data-bbox="1429 1165 1554 1197">310</td> </tr> <tr> <td data-bbox="573 1197 779 1228">F222</td> <td data-bbox="779 1197 1088 1228">18" - 24"</td> <td data-bbox="1088 1197 1169 1228">18.2</td> <td data-bbox="1169 1197 1429 1228">40.0</td> <td data-bbox="1429 1197 1554 1228">540</td> </tr> <tr> <td colspan="5" data-bbox="573 1228 1554 1312"> <p>Please specify open left or open right, use gate valve parts discount</p> </td> </tr> </tbody> </table>	F222	1" - 2"	1.5	3.3	30	F222	2.5" - 3"	3.0	6.6	50	F222	4"	3.5	7.7	65	F222	6"	4.2	9.3	85	F222	8"	6.0	13.2	135	F222	10" - 12"	11.0	24.3	180	F222	14" - 16"	16.9	37.2	310	F222	18" - 24"	18.2	40.0	540	<p>Please specify open left or open right, use gate valve parts discount</p>										
F222	1" - 2"	1.5	3.3	30																																																
F222	2.5" - 3"	3.0	6.6	50																																																
F222	4"	3.5	7.7	65																																																
F222	6"	4.2	9.3	85																																																
F222	8"	6.0	13.2	135																																																
F222	10" - 12"	11.0	24.3	180																																																
F222	14" - 16"	16.9	37.2	310																																																
F222	18" - 24"	18.2	40.0	540																																																
<p>Please specify open left or open right, use gate valve parts discount</p>																																																				
<p>Series 18/45/55/65/66 Post Indicator Plate</p> <p>Sizes 2.5"-24"</p> <p>Not UL/FM</p> 	<table border="1"> <tbody> <tr> <td data-bbox="573 1365 779 1396">F224</td> <td data-bbox="779 1365 1429 1396">2.5" through 16"</td> <td data-bbox="1429 1365 1554 1396">add 301</td> </tr> <tr> <td data-bbox="573 1396 779 1428">F224</td> <td data-bbox="779 1396 1429 1428">18"-24"</td> <td data-bbox="1429 1396 1554 1428">add 501</td> </tr> <tr> <td colspan="3" data-bbox="573 1428 1554 1638"> <p>Series 25 kits used on series 45, 65, and 66 valves</p> </td> </tr> </tbody> </table>	F224	2.5" through 16"	add 301	F224	18"-24"	add 501	<p>Series 25 kits used on series 45, 65, and 66 valves</p>																																												
F224	2.5" through 16"	add 301																																																		
F224	18"-24"	add 501																																																		
<p>Series 25 kits used on series 45, 65, and 66 valves</p>																																																				

Type	AVK Ref. #	Size	Weight		List Price	
			kg	lb		
Tapping Valve Accessory Kit Chain Wheel Operators for OS&Y Gate Valves Contact American AVK for lead times	F238A	4"	4	8	91	
	F238B	6"	5	10	121	
	F238C	8"	6	12	151	
	F238D	10"	7	15	261	
	F238E	12"	9	20	311	
	If kits require 304 Stainless Steel bolts add to list price:					
			4"			add 51
			6"			add 121
			8"			add 121
			10"			add 151
			12"			add 181
	If kits require 316 Stainless Steel bolts add to list price:					
			4"			add 81
			6"			add 151
			8"			add 151
		10"			add 181	
		12"			add 221	
Chain Wheel Operators for NRS Gate Valves Contact American AVK for lead times	Chain Wheel #	Valve Size	Chain Wheel Price	Chain/Ft Price		
	#2	2.5"-3"	371	9		
	#2.5	4"	531	9		
	#3	6"-8"	611	9		
	#3.5	10"-12"	921	11		
	Use gate valve parts discount					
Chain Wheel Operators for NRS Gate Valves Contact American AVK for lead times	Chain Wheel #	Valve Size	Chain Wheel Price	Chain/Ft Price		
	#2	2.5"-3"	371	9		
	#2.5	4"	531	9		
	#3	6"-8"	1,211	9		
	#4	10"-12"	1,251	11		
	#4.5	14"-16"	1,979	11		
	#5	18",20",24",30"	2,439	11		
Use gate valve parts discount						
Motor Operators 					POA	
	Contact American AVK for specifications and availability					

Type

**Series 55
Bypass Kits**

Includes spool pieces, bypass valve, elbows, and required hardware kit to valve



AVK Ref. #

Size

List Price

AVK Part #	Size	Price
55-450-7X	18"	5,601
55-500-7X	20"	6,001
55-600-7X	24"	8,801
55-800-7X*	30"	9,500
55-900-7X*	36"	11,000

* 30" & 36" does not include spool pieces - Spool connections, integral on body

Specify FLxFL, MJxFL, or MJxMJ

If kits require 304 Stainless Steel bolts add to list price:

	18"	add 2,651
	20"	add 2,651
	24"	add 4,801
	30"	POA
	36"	POA

If kits require 316 Stainless Steel bolts add to list price:

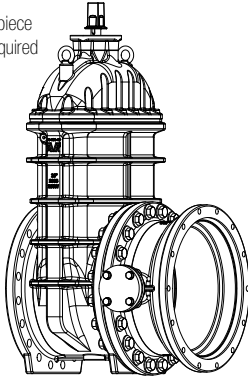
	18"	add 3,201
	20"	add 3,201
	24"	add 5,501
	30"	POA
	36"	POA

Less MJ and Flange accessories

Type

Series 55 Tapping Kits

Includes MJ spool piece
Cover Plate, and required
hardware kit to
valve



AVK Ref. #

Size

List Price

AVK Part #	Size	Price
55-450-7X	18"	2,601
55-500-7X	20"	3,201
55-600-7X	24"	4,001

If kits require 304 Stainless Steel bolts add to list price:

18"	add 1,331
20"	add 1,331
24"	add 2,401

If kits require 316 Stainless Steel bolts add to list price:

18"	add 1,601
20"	add 1,601
24"	add 2,701

Optional Stainless Steel Fasteners

Valve Size

List Price Adder

Valve Size	List Price Adder	
	316 NRS	304 OS&Y
1"-4"	189	101
6"	251	141
8"	301	151
10"	351	181
12"	421	211
14"-16"	1,321	
18"	1,981	
20"	2,651	
24"	3,251	
30"	POA	

Add to valve list price before discount

Optional Valve Stems

Optional NRS Stems

List Price Adder

Valve Size	430	304	316	Bronze
1"-3"	85	100	120	250
4"	100	120	150	300
6"	125	150	200	400
8"	185	200	250	500
10"	210	250	500	800
12"	250	300	600	1,000
14"-16"	POA	POA	POA	POA
18", 20", 24"	POA	POA	POA	POA
30"-36"	POA	POA	POA	POA

Optional OS&Y Stems

List Price Adder

Valve Size	430F Stainless	316 Stainless
3"	231	270
4"	231	270
6"	301	350
8"	461	540
10"	1,361	1,601
12"	1,481	1,741

Add to valve list price before discount

<p>Type</p> <p>Optional Epoxy Coatings</p>	<table border="0"> <tr> <td>Optional Epoxy Coating Requirements</td> <td>List Price Adder</td> </tr> <tr> <td>Coating to exceed 10-12 mil thickness</td> <td>POA</td> </tr> <tr> <td>Holiday Free Coating Inside Only</td> <td>POA</td> </tr> <tr> <td>Holiday Free Coating Outside Only</td> <td>POA</td> </tr> <tr> <td>Pantone (For reclaimed water)</td> <td>POA</td> </tr> </table>	Optional Epoxy Coating Requirements	List Price Adder	Coating to exceed 10-12 mil thickness	POA	Holiday Free Coating Inside Only	POA	Holiday Free Coating Outside Only	POA	Pantone (For reclaimed water)	POA																																												
Optional Epoxy Coating Requirements	List Price Adder																																																						
Coating to exceed 10-12 mil thickness	POA																																																						
Holiday Free Coating Inside Only	POA																																																						
Holiday Free Coating Outside Only	POA																																																						
Pantone (For reclaimed water)	POA																																																						
<p>Gearing Series 753</p> <p>To AWWA C509/C515</p>	<table border="0"> <tr> <td>Bevel Gear Valve Sizes</td> <td>List Price Adder</td> </tr> <tr><td>3"</td><td>4,070</td></tr> <tr><td>4"</td><td>4,070</td></tr> <tr><td>6"</td><td>4,470</td></tr> <tr><td>8"</td><td>4,470</td></tr> <tr><td>10"</td><td>4,670</td></tr> <tr><td>12"</td><td>4,670</td></tr> <tr><td>14"</td><td>4,970</td></tr> <tr><td>16"</td><td>4,970</td></tr> <tr><td>18"</td><td>5,870</td></tr> <tr><td>20"</td><td>5,870</td></tr> <tr><td>24"</td><td>6,570</td></tr> <tr><td>30"</td><td>POA</td></tr> <tr><td colspan="2"> </td></tr> <tr> <td>Spur Gear Valve Sizes</td> <td>List Price Adder</td> </tr> <tr><td>3"</td><td>4,070</td></tr> <tr><td>4"</td><td>4,070</td></tr> <tr><td>6"</td><td>4,470</td></tr> <tr><td>8"</td><td>4,470</td></tr> <tr><td>10"</td><td>4,670</td></tr> <tr><td>12"</td><td>4,670</td></tr> <tr><td>14"</td><td>4,970</td></tr> <tr><td>16"</td><td>4,970</td></tr> <tr><td>18"</td><td>5,870</td></tr> <tr><td>20"</td><td>5,870</td></tr> <tr><td>24"</td><td>6,570</td></tr> <tr><td>30"</td><td>POA</td></tr> </table>	Bevel Gear Valve Sizes	List Price Adder	3"	4,070	4"	4,070	6"	4,470	8"	4,470	10"	4,670	12"	4,670	14"	4,970	16"	4,970	18"	5,870	20"	5,870	24"	6,570	30"	POA			Spur Gear Valve Sizes	List Price Adder	3"	4,070	4"	4,070	6"	4,470	8"	4,470	10"	4,670	12"	4,670	14"	4,970	16"	4,970	18"	5,870	20"	5,870	24"	6,570	30"	POA
Bevel Gear Valve Sizes	List Price Adder																																																						
3"	4,070																																																						
4"	4,070																																																						
6"	4,470																																																						
8"	4,470																																																						
10"	4,670																																																						
12"	4,670																																																						
14"	4,970																																																						
16"	4,970																																																						
18"	5,870																																																						
20"	5,870																																																						
24"	6,570																																																						
30"	POA																																																						
Spur Gear Valve Sizes	List Price Adder																																																						
3"	4,070																																																						
4"	4,070																																																						
6"	4,470																																																						
8"	4,470																																																						
10"	4,670																																																						
12"	4,670																																																						
14"	4,970																																																						
16"	4,970																																																						
18"	5,870																																																						
20"	5,870																																																						
24"	6,570																																																						
30"	POA																																																						

Type	Valve Sizes	List Price																												
<p>ISO Plate and Stem for Series 45 & 65</p>	<p>add 251</p>																													
<p>Optional NBR Wedges</p>	<table border="1"> <tr><td>2.5"</td><td>175</td></tr> <tr><td>3"</td><td>208</td></tr> <tr><td>4"</td><td>232</td></tr> <tr><td>6"</td><td>310</td></tr> <tr><td>8"</td><td>485</td></tr> <tr><td>10"</td><td>770</td></tr> <tr><td>12"</td><td>930</td></tr> <tr><td>14"</td><td>2,900</td></tr> <tr><td>16"</td><td>3,146</td></tr> <tr><td>18"</td><td>5,149</td></tr> <tr><td>20"</td><td>6,184</td></tr> <tr><td>24"</td><td>8,793</td></tr> <tr><td>30"</td><td>15,340</td></tr> <tr><td>36"</td><td>24,540</td></tr> </table>	2.5"	175	3"	208	4"	232	6"	310	8"	485	10"	770	12"	930	14"	2,900	16"	3,146	18"	5,149	20"	6,184	24"	8,793	30"	15,340	36"	24,540	
2.5"	175																													
3"	208																													
4"	232																													
6"	310																													
8"	485																													
10"	770																													
12"	930																													
14"	2,900																													
16"	3,146																													
18"	5,149																													
20"	6,184																													
24"	8,793																													
30"	15,340																													
36"	24,540																													
<p>Custom Valve Machining Flat Faced and Raised Face Phono Finish/Serrated Edges</p>	<table border="1"> <tr><td>3"</td><td>150</td></tr> <tr><td>4"</td><td>200</td></tr> <tr><td>6"</td><td>300</td></tr> <tr><td>8"</td><td>450</td></tr> <tr><td>10"</td><td>1,150</td></tr> <tr><td>12"</td><td>1,250</td></tr> <tr><td>14"</td><td>1,350</td></tr> <tr><td>16"</td><td>1,500</td></tr> <tr><td>18"</td><td>POA</td></tr> <tr><td>20"</td><td>POA</td></tr> <tr><td>24"</td><td>POA</td></tr> <tr><td>30"</td><td>POA</td></tr> <tr><td>36"</td><td>POA</td></tr> </table> <p>Add to valve list price before discount Raised face available in 4"-12"</p> <p>Use gate valve discounts Price is per flange side of valve</p>	3"	150	4"	200	6"	300	8"	450	10"	1,150	12"	1,250	14"	1,350	16"	1,500	18"	POA	20"	POA	24"	POA	30"	POA	36"	POA			
3"	150																													
4"	200																													
6"	300																													
8"	450																													
10"	1,150																													
12"	1,250																													
14"	1,350																													
16"	1,500																													
18"	POA																													
20"	POA																													
24"	POA																													
30"	POA																													
36"	POA																													

AWWA C502, DRY BARREL

HYDRANT – OPTIONS

AWWA C502, DRY BARREL HYDRANTS

AWWA C502 DRY BARREL HYDRANT OPTIONS

• Style

- 27M – Modern (2700)
- 27N – Nostalgic (2780)

• Pumper/Outlet Options

- NHH– No Pumper (N), 2 Hose (H)
- PHH– 1 Pumper (P), 2 Hose (H)
- PNN– 1 Pumper (P), No Hose (N)
- PPN– 2 Pumper (P), No Hose (N)

• Pumper Nozzle

- Size 3.5" 4" 4.5" 5"
- Thread Type _____

• Hose Nozzle

- Thread type _____

• Chains

- With Chains
- Without Chains

• Operating Nut

- Size _____
- Shape Hexagon Pentagon Square Triangle

• Upper Barrel – 27M Modern only

- Standard 12"
- 16" - (Overall height)
- 18" (6" - Extended)
- 22" - (Overall height)
- 30" (Alpine)
- Monitor Elbow – 3" flange 4" flange

• Lower Barrel

- Bitumen
- Non-bitumen
- PUR – (PUR coating below ground)

• Bolting Above Ground

- Zinc Plated Steel (Standard)
- 304 Stainless Steel
- 316 Stainless

• Bolting Below Ground

- 304 Stainless Steel (Standard)
- 316 Stainless Steel
- Zinc Plated Steel

• Opening Direction

- Open Left
- Open Right

• Main Valve

- Hydro Flow - Standard

• Drain Facility

- Plugged seat ring
- Plugged main valve flange – Base
- Drains unplugged

• Upper Stem

- 304 Stainless (Standard)
- 316 Stainless
- C63000 Bronze
- Steel with brass sleeve

• Lower Stem

- Standard steel (Standard)
- 304 Stainless
- 316 Stainless
- C63000 Bronze

• Stem Coupler

- Standard
- Charleston Type
- Vancouver Type

• Lubrication

- Grease Filled
- Oil Filled

• PE Inlet Configuration

- Size 4" 6"
- PE Type, IPS DIPS
- PE Wall Thickness DR 9 DR11 DR13.5

• Other Inlet Configurations

- Size 4" 6" 8"
- Type FL MJ PO Straight

• Bury Depth, Lower Barrel – Hydrant no.

- Depth in feet _____

• Lower Barrel Extension

- Length in 6" increments _____

AWWA C502, DRY BARREL

HYDRANT – OPTIONS (cont.)

AWWA C502 DRY BARREL HYDRANT OPTIONS (CONT.)

- Lower Barrel Extension Canadian (Halton) Type
 - Length in 6" increments _____
- Bearings
 - Delrin (Standard)
 - Roller (Torrington type)
- Color
 - Body
 - Hose Cap
 - Pumper Cap
 - Bonnet
 - Weathershield
 - Special Color
- FlowGuard I™ (Optional)
 - 316 Bolting
 - PUR Coating
- Security
 - None (Standard)
 - Tamper Proof Weathershield
 - Tamper Proof Thrust Nut
- Stem Nut / Weathershield
 - Size 1.5" Pent. 1" Square
 - Weathershield type _____
- Special Options – All special options must be approved by AVK
- _____

AWWA C502 DRY BARREL HYDRANT OPTIONS

Customer: _____ Municipality: _____

Engineer: _____ Requested By: _____

Date: _____

Approval Name: _____

Signature: _____

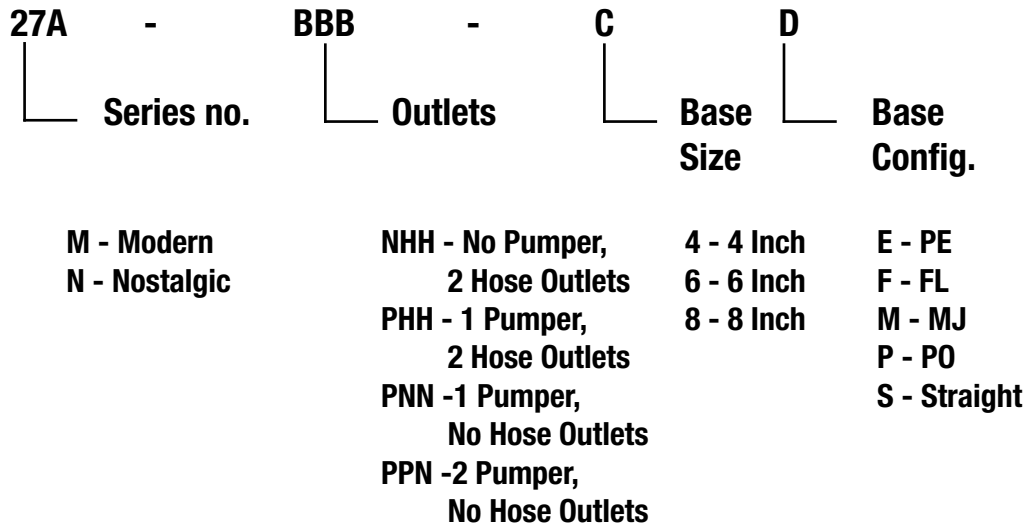
Title: _____

AWWA C502 DRY BARREL HYDRANT ACRONYMS :

- | | |
|--|---------------------------------------|
| AWWA - American Water Works Association | MJ - Mechanical Joint |
| DIPS - Ductile Iron Pipe Size | PE - Polyethylene |
| EPDM - Ethylene Propylene Diene Monomer | PO - Push - On |
| FL - Flange | PUR - Polyurethane |
| FM - Factory Mutual | SDR - Standard Dimension Ratio |
| GR - Grooved | SS - Stainless Steel |
| HDPE - High Density Polyethylene | UL - Underwriters Laboratories |
| IPS - Iron Pipe Size | |

AWWA C502, DRY BARREL HYDRANTS

American AVK Dry Barrel Hydrant Class Code/ Ref. # / Breakdown

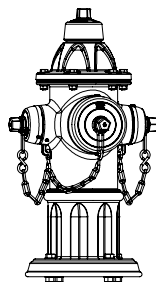


SERIES 27, AWWA C502

DRY BARREL HYDRANTS

AWWA C502, DRY BARREL HYDRANTS

Type	AVK Ref. #	Size	Weight		List Price
			kg	lb	
Series 27N/PHH (2780) Nostalgic style Ductile iron To AWWA C502 UL listed FM approved Dry barrel hydrant 2 Hose Nozzles 1 Pumper Nozzle 250 PSI Standard bases available: 4" FL* or 4" MJ* 6" FL 6" MJ 6" PO Optional bases available: 4" PE* Add 451 6" PE* Add 451 6" Straight* Add 350 6" HYMAX GRIP®* Add 300 8" MJ* Add 250 * Not UL/FM Handwheel Kit Add 401 Copper Alloy/Cast Iron Storz Nozzles with Cap 2.5" Add 601 4" Add 740 5" Add 821	27N/PHH-01	1.5'	127	280	4,087
	27N/PHH-02	2.0'	136	300	4,087
	27N/PHH-03	2.5'	145	320	4,087
	27N/PHH-04	3.0'	154	340	4,189
	27N/PHH-05	3.5'	163	360	4,291
	27N/PHH-06	4.0'	172	380	4,393
	27N/PHH-07	4.5'	181	400	4,495
	27N/PHH-08	5.0'	190	420	4,597
	27N/PHH-09	5.5'	200	440	4,699
	27N/PHH-10	6.0'	209	460	4,801
	27N/PHH-11	6.5'	218	480	4,903
	27N/PHH-12	7.0'	227	500	5,005
	27N/PHH-13	7.5'	236	520	5,107
	27N/PHH-14	8.0'	245	540	5,209
	27N/PHH-15	8.5'	254	560	5,311
	27N/PHH-16	9.0'	263	580	5,413
	27N/PHH-17	9.5'	272	600	5,515
	27N/PHH-18	10.0'	281	620	5,617
	27N/PHH-19	10.5'	290	640	5,719
	27N/PHH-20	11.0'	300	660	5,821
	27N/PHH-21	11.5'	309	680	5,923
	27N/PHH-22	12.0'	318	700	6,025



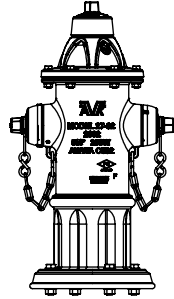
All adders are added to List Pricing

Note: List prices without accessories. For each 6" increase to bury depth over 12' add \$102

Type

**Series 27N/NHH
(2794) Nostalgic style
Ductile iron**

To AWWA C502
FM approved
Dry barrel hydrant
2 Hose Nozzles ONLY
No Pumper Nozzle
250 PSI



Standard bases available:

- 4" FL* or 4" MJ*
- 6" FL
- 6" MJ
- 6" PO

Optional bases available:

- 4" PE* Add 451
- 6" PE* Add 451
- 6" Straight* Add 350
- 6" HYMAX GRIP®* Add 300
- 8" MJ* Add 250
- * Not UL/FM
- Handwheel Kit Add 401

Copper Alloy/Cast Iron
Storz Nozzles with Cap

- 2.5" Add 601
- 4" Add 740
- 5" Add 821

AVK Ref. #

Size

Weight

kg lb

List Price


27N/NHH-01	1.5'	127	280	3,693
27N/NHH-02	2.0'	136	300	3,693
27N/NHH-03	2.5'	145	320	3,693
27N/NHH-04	3.0'	154	340	3,795
27N/NHH-05	3.5'	163	360	3,897
27N/NHH-06	4.0'	172	380	3,999
27N/NHH-07	4.5'	181	400	4,101
27N/NHH-08	5.0'	190	420	4,203
27N/NHH-09	5.5'	200	440	4,305
27N/NHH-10	6.0'	209	460	4,407
27N/NHH-11	6.5'	218	480	4,509
27N/NHH-12	7.0'	227	500	4,611
27N/NHH-13	7.5'	236	520	4,713
27N/NHH-14	8.0'	245	540	4,815
27N/NHH-15	8.5'	254	560	4,917
27N/NHH-16	9.0'	263	580	5,019
27N/NHH-17	9.5'	272	600	5,121
27N/NHH-18	10.0'	281	620	5,223
27N/NHH-19	10.5'	290	640	5,325
27N/NHH-20	11.0'	300	660	5,427
27N/NHH-21	11.5'	309	680	5,529
27N/NHH-22	12.0'	318	700	5,631

All adders are added to List Pricing

Note: List prices without accessories. For each 6" increase to bury depth over 12' add \$102

**Series 27N/PNN
(2760) Nostalgic style
Ductile iron**

To AWWA C502
Dry barrel hydrant
1 Pumper Nozzle ONLY
No Hose Nozzles
Standard bases available:
4" FL or 4" MJ
6" FL
6" MJ
6" PO
250 PSI



Standard bases available:

- 4" FL* or 4" MJ*
- 6" FL
- 6" MJ
- 6" PO

Optional bases available:

- 4" PE* Add 451
- 6" PE* Add 451
- 6" Straight* Add 350
- 6" HYMAX GRIP®* Add 300
- 8" MJ* Add 250
- * Not UL/FM
- Handwheel Kit Add 401

Copper Alloy/Cast Iron
Storz Nozzles with Cap

- 2.5" Add 601
- 4" Add 740
- 5" Add 821

27N/PNN-01	1.5'	127	280	3,787
27N/PNN-02	2.0'	136	300	3,787
27N/PNN-03	2.5'	145	320	3,787
27N/PNN-04	3.0'	154	340	3,889
27N/PNN-05	3.5'	163	360	3,991
27N/PNN-06	4.0'	172	380	4,093
27N/PNN-07	4.5'	181	400	4,195
27N/PNN-08	5.0'	190	420	4,297
27N/PNN-09	5.5'	200	440	4,399
27N/PNN-10	6.0'	209	460	4,501
27N/PNN-11	6.5'	218	480	4,603
27N/PNN-12	7.0'	227	500	4,705
27N/PNN-13	7.5'	236	520	4,807
27N/PNN-14	8.0'	245	540	4,909
27N/PNN-15	8.5'	254	560	5,011
27N/PNN-16	9.0'	263	580	5,113
27N/PNN-17	9.5'	272	600	5,215
27N/PNN-18	10.0'	281	620	5,317
27N/PNN-19	10.5'	290	640	5,419
27N/PNN-20	11.0'	300	660	5,521
27N/PNN-21	11.5'	309	680	5,623
27N/PNN-22	12.0'	318	700	5,725

All adders are added to List Pricing

Note: List prices without accessories. For each 6" increase to bury depth over 12' add \$102

Type

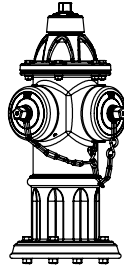
AVK Ref. #

Size

Weight
kg lb

List Price

**Series 27N/PPN
(2756) Nostalgic style
Ductile iron**



To AWWA C502
UL listed
Dry barrel hydrant
2 Pumper Nozzle ONLY**
No Hose Nozzles
Standard bases available:
250 PSI

Standard bases available:
4" FL* or 4" MJ*
6" FL
6" MJ
6" PO

Optional bases available:
4" PE* Add 451
6" PE* Add 451
6" Straight* Add 350
6" HYMAX GRIP®* Add 300
8" MJ* Add 250
* Not UL/FM
Handwheel Kit Add 401

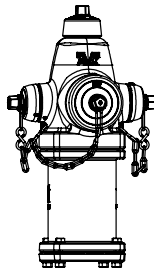
Copper Alloy/Cast Iron
Storz Nozzles with Cap
2.5" Add 601
4" Add 740
5" Add 821

AVK Ref. #	Size	Weight kg	Weight lb	List Price
27N/PPN-01	1.5'	127	280	3,915
27N/PPN-02	2.0'	136	300	3,915
27N/PPN-03	2.5'	145	320	3,915
27N/PPN-04	3.0'	154	340	4,015
27N/PPN-05	3.5'	163	360	4,117
27N/PPN-06	4.0'	172	380	4,219
27N/PPN-07	4.5'	181	400	4,321
27N/PPN-08	5.0'	190	420	4,423
27N/PPN-09	5.5'	200	440	4,525
27N/PPN-10	6.0'	209	460	4,627
27N/PPN-11	6.5'	218	480	4,729
27N/PPN-12	7.0'	227	500	4,831
27N/PPN-13	7.5'	236	520	4,933
27N/PPN-14	8.0'	245	540	5,035
27N/PPN-15	8.5'	254	560	5,137
27N/PPN-16	9.0'	263	580	5,239
27N/PPN-17	9.5'	272	600	5,341
27N/PPN-18	10.0'	281	620	5,443
27N/PPN-19	10.5'	290	640	5,545
27N/PPN-20	11.0'	300	660	5,647
27N/PPN-21	11.5'	309	680	5,749
27N/PPN-22	12.0'	318	700	5,851

All adders are added to List Pricing

Note: List prices without accessories. For each 6" increase to bury depth over 12' add \$102

**Series 27M/PHH
(2700) Modern style
Ductile iron**



To AWWA C502
UL listed
FM approved
Dry barrel hydrant
2 Hose Nozzles
1 Pumper Nozzle
Standard bases available:
250 PSI

Standard bases available:
4" FL* or 4" MJ*
6" FL
6" MJ
6" PO

Optional bases available:
4" PE* Add 451
6" PE* Add 451
6" Straight* Add 350
6" HYMAX GRIP®* Add 300
8" MJ* Add 250
* Not UL/FM
Handwheel Kit Add 401

Copper Alloy/Cast Iron
Storz Nozzles with Cap
2.5" Add 601
4" Add 740
5" Add 821

AVK Ref. #	Size	Weight kg	Weight lb	List Price
27M/PHH-01	1.5'	127	280	4,087
27M/PHH-02	2.0'	136	300	4,087
27M/PHH-03	2.5'	145	320	4,087
27M/PHH-04	3.0'	154	340	4,189
27M/PHH-05	3.5'	163	360	4,291
27M/PHH-06	4.0'	172	380	4,393
27M/PHH-07	4.5'	181	400	4,495
27M/PHH-08	5.0'	190	420	4,597
27M/PHH-09	5.5'	200	440	4,699
27M/PHH-10	6.0'	209	460	4,801
27M/PHH-11	6.5'	218	480	4,903
27M/PHH-12	7.0'	227	500	5,005
27M/PHH-13	7.5'	236	520	5,107
27M/PHH-14	8.0'	245	540	5,209
27M/PHH-15	8.5'	254	560	5,311
27M/PHH-16	9.0'	263	580	5,413
27M/PHH-17	9.5'	272	600	5,515
27M/PHH-18	10.0'	281	620	5,617
27M/PHH-19	10.5'	290	640	5,719
27M/PHH-20	11.0'	300	660	5,821
27M/PHH-21	11.5'	309	680	5,923
27M/PHH-22	12.0'	318	700	6,025

All adders are added to List Pricing

Note: List prices without accessories. For each 6" increase to bury depth over 12' add \$102

Add \$51 for 16" Upper Barrel

Add \$75 for 18" Upper Barrel

Add \$102 for 22" Upper Barrel

Type

**Series 27M/PNN
(2712) Modern style
Ductile iron**



To AWWA C502
Dry barrel hydrant
1 Pumper Nozzle ONLY
No Hose Nozzles
Standard bases available:
250 PSI

Standard bases available:
4" FL* or 4" MJ*
6" FL
6" MJ
6" PO

Optional bases available:
4" PE* Add 451
6" PE* Add 451
6" Straight* Add 350
6" HYMAX GRIP®* Add 300
8" MJ* Add 250
* Not UL/FM
Handwheel Kit Add 401

Copper Alloy/Cast Iron
Storz Nozzles with Cap
2.5" Add 601
4" Add 740
5" Add 821

AVK Ref. #

Size

Weight

kg lb

List Price

AVK Ref. #	Size	Weight kg	Weight lb	List Price
27M/PNN-01	1.5'	127	280	3,787
27M/PNN-02	2.0'	136	300	3,787
27M/PNN-03	2.5'	145	320	3,787
27M/PNN-04	3.0'	154	340	3,889
27M/PNN-05	3.5'	163	360	3,991
27M/PNN-06	4.0'	172	380	4,093
27M/PNN-07	4.5'	181	400	4,195
27M/PNN-08	5.0'	190	420	4,297
27M/PNN-09	5.5'	200	440	4,399
27M/PNN-10	6.0'	209	460	4,501
27M/PNN-11	6.5'	218	480	4,603
27M/PNN-12	7.0'	227	500	4,705
27M/PNN-13	7.5'	236	520	4,807
27M/PNN-14	8.0'	245	540	4,909
27M/PNN-15	8.5'	254	560	5,011
27M/PNN-16	9.0'	263	580	5,113
27M/PNN-17	9.5'	272	600	5,215
27M/PNN-18	10.0'	281	620	5,317
27M/PNN-19	10.5'	290	640	5,419
27M/PNN-20	11.0'	300	660	5,521
27M/PNN-21	11.5'	309	680	5,623
27M/PNN-22	12.0'	318	700	5,725

All adders are added to List Pricing

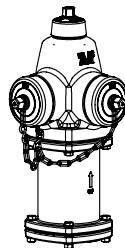
Note: List prices without accessories. For each 6" increase to bury depth over 12' add \$102

Add \$51 for 16" Upper Barrel

Add \$75 for 18" Upper Barrel

Add \$102 for 22" Upper Barrel

**Series 27M/PPN
(2736) Modern style
Ductile iron**



To AWWA C502
UL listed
Dry barrel hydrant
2 Pumper Nozzle ONLY**
No Hose Nozzles
Standard bases available:
250 PSI

Standard bases available:
4" FL* or 4" MJ*
6" FL
6" MJ
6" PO

Optional bases available:
4" PE* Add 451
6" PE* Add 451
6" Straight* Add 350
6" HYMAX GRIP®* Add 300
8" MJ* Add 250
* Not UL/FM
Handwheel Kit Add 401

Copper Alloy/Cast Iron
Storz Nozzles with Cap
2.5" Add 601
4" Add 740
5" Add 821

AVK Ref. #	Size	Weight kg	Weight lb	List Price
27M/PPN-01	1.5'	127	280	3,915
27M/PPN-02	2.0'	136	300	3,915
27M/PPN-03	2.5'	145	320	3,915
27M/PPN-04	3.0'	154	340	4,015
27M/PPN-05	3.5'	163	360	4,117
27M/PPN-06	4.0'	172	380	4,219
27M/PPN-07	4.5'	181	400	4,321
27M/PPN-08	5.0'	190	420	4,423
27M/PPN-09	5.5'	200	440	4,525
27M/PPN-10	6.0'	209	460	4,627
27M/PPN-11	6.5'	218	480	4,729
27M/PPN-12	7.0'	227	500	4,831
27M/PPN-13	7.5'	236	520	4,933
27M/PPN-14	8.0'	245	540	5,035
27M/PPN-15	8.5'	254	560	5,137
27M/PPN-16	9.0'	263	580	5,239
27M/PPN-17	9.5'	272	600	5,341
27M/PPN-18	10.0'	281	620	5,443
27M/PPN-19	10.5'	290	640	5,545
27M/PPN-20	11.0'	300	660	5,647
27M/PPN-21	11.5'	309	680	5,749
27M/PPN-22	12.0'	318	700	5,851

All adders are added to List Pricing

Note: List prices without accessories. For each 6" increase to bury depth over 12' add \$102

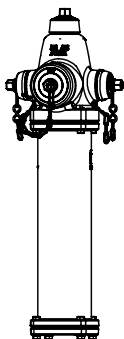
Add \$51 for 16" Upper Barrel

Add \$75 for 18" Upper Barrel

Add \$102 for 22" Upper Barrel

Type

**Series 27M/PHH-ALP
(2730) Modern style
Ductile iron**



To AWWA C502
Dry barrel hydrant
2 Hose Nozzles
1 Pumper Nozzle
Extended Alpine Upper Barrel
Standard bases available:
250 PSI

Standard bases available:
4" FL* or 4" MJ*
6" FL
6" MJ
6" PO

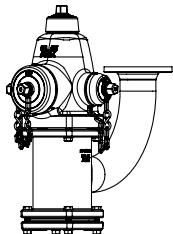
Optional bases available:
4" PE* Add 451
6" PE* Add 451
6" Straight* Add 350
6" HYMAX GRIP®* Add 300
8" MJ* Add 250
* Not UL/FM
Handwheel Kit Add 401

Copper Alloy/Cast Iron
Storz Nozzles with Cap
2.5" Add 601
4" Add 740
5" Add 821

AVK Ref. #	Size	Weight		List Price
		kg	lb	
27M/PHH-01-ALP	1.5'	127	280	4,587
27M/PHH-02-ALP	2.0'	136	300	4,587
27M/PHH-03-ALP	2.5'	145	320	4,587
27M/PHH-04-ALP	3.0'	154	340	4,689
27M/PHH-05-ALP	3.5'	163	360	4,791
27M/PHH-06-ALP	4.0'	172	380	4,893
27M/PHH-07-ALP	4.5'	181	400	4,995
27M/PHH-08-ALP	5.0'	190	420	5,097
27M/PHH-09-ALP	5.5'	200	440	5,199
27M/PHH-10-ALP	6.0'	209	460	5,301
27M/PHH-11-ALP	6.5'	218	480	5,403
27M/PHH-12-ALP	7.0'	227	500	5,505
27M/PHH-13-ALP	7.5'	236	520	5,607
27M/PHH-14-ALP	8.0'	245	540	5,709
27M/PHH-15-ALP	8.5'	254	560	5,811
27M/PHH-16-ALP	9.0'	263	580	5,913
27M/PHH-17-ALP	9.5'	272	600	6,015
27M/PHH-18-ALP	10.0'	281	620	6,117
27M/PHH-19-ALP	10.5'	290	640	6,219
27M/PHH-20-ALP	11.0'	300	660	6,321
27M/PHH-21-ALP	11.5'	309	680	6,423
27M/PHH-22-ALP	12.0'	318	700	6,525

All adders are added to List Pricing
Note: List prices without accessories. For each 6" increase to bury depth over 12' add \$102

**Series 27M/PHH
(27CA - Monitor Elbow)
Modern style
Ductile iron**



To AWWA C502
UL listed
FM approved
Dry barrel hydrant
2 Hose Nozzles
1 Pumper Nozzle
Monitor Elbow 3" or 4"
Standard bases available:
250 PSI

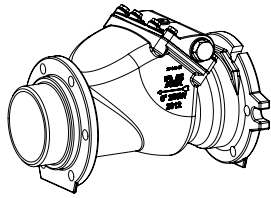
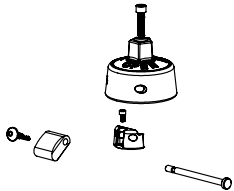
Standard bases available:
4" FL* or 4" MJ*
6" FL
6" MJ
6" PO

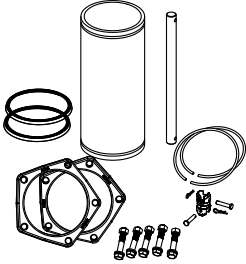
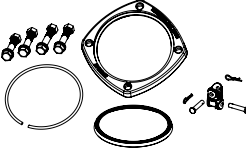
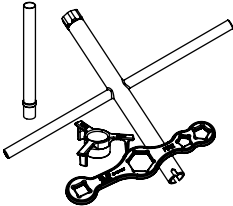
Optional bases available:
4" PE* Add 451
6" PE* Add 451
6" Straight* Add 350
6" HYMAX GRIP®* Add 300
8" MJ* Add 250
* Not UL/FM
Handwheel Kit Add 401

Copper Alloy/Cast Iron
Storz Nozzles with Cap
2.5" Add 601
4" Add 740
5" Add 821

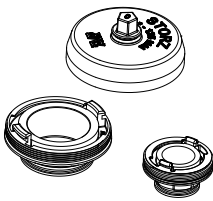
27M/PHH-01	1.5'	127	280	5,487
27M/PHH-02	2.0'	136	300	5,487
27M/PHH-03	2.5'	145	320	5,487
27M/PHH-04	3.0'	154	340	5,589
27M/PHH-05	3.5'	163	360	5,691
27M/PHH-06	4.0'	172	380	5,793
27M/PHH-07	4.5'	181	400	5,895
27M/PHH-08	5.0'	190	420	5,997
27M/PHH-09	5.5'	200	440	6,099
27M/PHH-10	6.0'	209	460	6,201
27M/PHH-11	6.5'	218	480	6,303
27M/PHH-12	7.0'	227	500	6,405
27M/PHH-13	7.5'	236	520	6,507
27M/PHH-14	8.0'	245	540	6,609
27M/PHH-15	8.5'	254	560	6,711
27M/PHH-16	9.0'	263	580	6,813
27M/PHH-17	9.5'	272	600	6,915
27M/PHH-18	10.0'	281	620	7,017
27M/PHH-19	10.5'	290	640	7,119
27M/PHH-20	11.0'	300	660	7,219
27M/PHH-21	11.5'	309	680	7,321
27M/PHH-22	12.0'	318	700	7,423

All adders are added to List Pricing
Note: List prices without accessories. For each 6" increase to bury depth over 12' add \$102

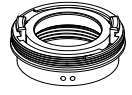
Type	AVK Ref. #	Size	Weight kg	Weight lb	List Price																																									
<p>Series 27 FlowGuard I™ Dry Barrel Hydrant Check Valve</p> 	<table border="1"> <tr> <td>27-150-C9</td> <td>For all AVK dry barrel hydrants</td> <td>51</td> <td>112</td> <td>2,650</td> </tr> </table> <p>All adders are added to List Pricing For 316 Stainless Steel Bolts add \$161 Use check valve parts discount</p>	27-150-C9	For all AVK dry barrel hydrants	51	112	2,650																																								
27-150-C9	For all AVK dry barrel hydrants	51	112	2,650																																										
<p>Series 27 Dry Barrel Hydrant Options</p>	<table border="1"> <tr> <td>For 8" MJ shoe less accessories</td> <td></td> <td></td> <td></td> <td>add 250</td> </tr> <tr> <td>For Straight Inlet</td> <td></td> <td></td> <td></td> <td>add 350</td> </tr> <tr> <td>For 4" PE Inlet</td> <td></td> <td></td> <td></td> <td>add 451</td> </tr> <tr> <td>For 6" PE Inlet</td> <td></td> <td></td> <td></td> <td>add 451</td> </tr> <tr> <td>For 6" HYMAX GRIP® Inlet</td> <td></td> <td></td> <td></td> <td>add 300</td> </tr> <tr> <td>Handwheel Kit</td> <td></td> <td></td> <td></td> <td>add 401</td> </tr> <tr> <td>For Integral Storz Connection 2.5"</td> <td></td> <td></td> <td></td> <td>add 601</td> </tr> <tr> <td>For Integral Storz Connection 4"</td> <td></td> <td></td> <td></td> <td>add 740</td> </tr> <tr> <td>For Integral Storz Connection 5"</td> <td></td> <td></td> <td></td> <td>add 821</td> </tr> </table> <p>All adders are added to List Pricing</p>	For 8" MJ shoe less accessories				add 250	For Straight Inlet				add 350	For 4" PE Inlet				add 451	For 6" PE Inlet				add 451	For 6" HYMAX GRIP® Inlet				add 300	Handwheel Kit				add 401	For Integral Storz Connection 2.5"				add 601	For Integral Storz Connection 4"				add 740	For Integral Storz Connection 5"				add 821
For 8" MJ shoe less accessories				add 250																																										
For Straight Inlet				add 350																																										
For 4" PE Inlet				add 451																																										
For 6" PE Inlet				add 451																																										
For 6" HYMAX GRIP® Inlet				add 300																																										
Handwheel Kit				add 401																																										
For Integral Storz Connection 2.5"				add 601																																										
For Integral Storz Connection 4"				add 740																																										
For Integral Storz Connection 5"				add 821																																										
<p>Series 27 Tamper Guard</p> 	<table border="1"> <tr> <td>27-000-47X</td> <td>Tamper Guard w/o Lock</td> <td></td> <td></td> <td>221</td> </tr> <tr> <td>27-000-47X</td> <td>Tamper Guard with Lock</td> <td></td> <td></td> <td>261</td> </tr> </table> <p>Use fire hydrant parts discount</p>	27-000-47X	Tamper Guard w/o Lock			221	27-000-47X	Tamper Guard with Lock			261																																			
27-000-47X	Tamper Guard w/o Lock			221																																										
27-000-47X	Tamper Guard with Lock			261																																										

Type	AVK Ref. #	Size	Weight		List Price																																																	
			kg	lb																																																		
<p>Series 27 Extension Kits</p> 	<table border="1"> <tr><td>27-150-E001-106-00</td><td>6"</td><td>9</td><td>20</td><td>620</td></tr> <tr><td>27-150-E011-106-00</td><td>12"</td><td>18</td><td>40</td><td>730</td></tr> <tr><td>27-150-E021-106-00</td><td>18"</td><td>27</td><td>60</td><td>826</td></tr> <tr><td>27-150-E031-106-00</td><td>24"</td><td>36</td><td>80</td><td>929</td></tr> <tr><td>27-150-E041-106-00</td><td>30"</td><td>45</td><td>100</td><td>1,332</td></tr> <tr><td>27-150-E051-106-00</td><td>36"</td><td>55</td><td>120</td><td>1,456</td></tr> <tr><td>27-150-E061-106-00</td><td>42"</td><td>64</td><td>140</td><td>1,589</td></tr> <tr><td>27-150-E071-106-00</td><td>48"</td><td>73</td><td>160</td><td>1,779</td></tr> <tr><td>27-150-E081-106-00</td><td>54"</td><td>82</td><td>180</td><td>1,876</td></tr> <tr><td>27-150-E091-106-00</td><td>60"</td><td>91</td><td>100</td><td>1,910</td></tr> </table> <p>All extension kits are shipped with 304 Stainless Steel Stem. For 304 Stainless Steel Bolts add \$41 For 316 Stainless Steel Bolts add \$81 For 6" extensions over 60", add \$110</p> <p>Use fire hydrant parts discount</p>	27-150-E001-106-00	6"	9	20	620	27-150-E011-106-00	12"	18	40	730	27-150-E021-106-00	18"	27	60	826	27-150-E031-106-00	24"	36	80	929	27-150-E041-106-00	30"	45	100	1,332	27-150-E051-106-00	36"	55	120	1,456	27-150-E061-106-00	42"	64	140	1,589	27-150-E071-106-00	48"	73	160	1,779	27-150-E081-106-00	54"	82	180	1,876	27-150-E091-106-00	60"	91	100	1,910			
27-150-E001-106-00	6"	9	20	620																																																		
27-150-E011-106-00	12"	18	40	730																																																		
27-150-E021-106-00	18"	27	60	826																																																		
27-150-E031-106-00	24"	36	80	929																																																		
27-150-E041-106-00	30"	45	100	1,332																																																		
27-150-E051-106-00	36"	55	120	1,456																																																		
27-150-E061-106-00	42"	64	140	1,589																																																		
27-150-E071-106-00	48"	73	160	1,779																																																		
27-150-E081-106-00	54"	82	180	1,876																																																		
27-150-E091-106-00	60"	91	100	1,910																																																		
<p>Series 27 Traffic Repair Kits</p> 	<table border="1"> <tr> <td>F33</td> <td></td> <td>11</td> <td>24</td> <td>327</td> </tr> </table> <p>The Traffic Repair Kits come standard with a primer coating. A \$200 adder will be charged for specified colors. For Modern Hydrant Repair Kit, specify color. Part numbers above include zinc plated bolts. Other bolts available for additional charge. For 304 Stainless Steel Bolts add \$41 For 316 Stainless Steel Bolts add \$81</p> <p>Use fire hydrant parts discount</p>	F33		11	24	327																																																
F33		11	24	327																																																		
<p>Series 27 Hydrants Tools</p> 		<table border="1"> <tr><td>F99110</td><td>Seat Wrench</td><td>6</td><td>251</td></tr> <tr><td>F99111</td><td>Seat Wrench Centering Tool</td><td>2</td><td>101</td></tr> <tr><td>F99112</td><td>Operating Wrench</td><td>5</td><td>101</td></tr> <tr><td>F99114</td><td>Oil Sleeve</td><td>1</td><td>161</td></tr> </table> <p>Use fire hydrant parts discount</p>	F99110	Seat Wrench	6	251	F99111	Seat Wrench Centering Tool	2	101	F99112	Operating Wrench	5	101	F99114	Oil Sleeve	1	161																																				
F99110	Seat Wrench	6	251																																																			
F99111	Seat Wrench Centering Tool	2	101																																																			
F99112	Operating Wrench	5	101																																																			
F99114	Oil Sleeve	1	161																																																			
<p>Series 27 Bolting / Stem Options</p>		<table border="1"> <tr><td colspan="2">Bolting Below Ground</td><td></td><td></td></tr> <tr><td></td><td>304 Grade Stainless Steel</td><td></td><td>Standard</td></tr> <tr><td></td><td>316 Grade Stainless Steel</td><td></td><td>add 300</td></tr> <tr><td colspan="2">Bolting Above Ground</td><td></td><td></td></tr> <tr><td></td><td>304 Grade Stainless Steel</td><td></td><td>add 120</td></tr> <tr><td></td><td>316 Grade Stainless Steel</td><td></td><td>add 170</td></tr> <tr><td colspan="2">Upper Stem</td><td></td><td></td></tr> <tr><td></td><td>316 Grade Stainless Steel</td><td></td><td>add 140</td></tr> <tr><td colspan="2">Lower Stem</td><td></td><td></td></tr> <tr><td></td><td>304 Grade Stainless Steel</td><td></td><td>add 100 per bury foot</td></tr> <tr><td></td><td>316 Grade Stainless Steel</td><td></td><td>add 140 per bury foot</td></tr> </table>	Bolting Below Ground					304 Grade Stainless Steel		Standard		316 Grade Stainless Steel		add 300	Bolting Above Ground					304 Grade Stainless Steel		add 120		316 Grade Stainless Steel		add 170	Upper Stem					316 Grade Stainless Steel		add 140	Lower Stem					304 Grade Stainless Steel		add 100 per bury foot		316 Grade Stainless Steel		add 140 per bury foot								
Bolting Below Ground																																																						
	304 Grade Stainless Steel		Standard																																																			
	316 Grade Stainless Steel		add 300																																																			
Bolting Above Ground																																																						
	304 Grade Stainless Steel		add 120																																																			
	316 Grade Stainless Steel		add 170																																																			
Upper Stem																																																						
	316 Grade Stainless Steel		add 140																																																			
Lower Stem																																																						
	304 Grade Stainless Steel		add 100 per bury foot																																																			
	316 Grade Stainless Steel		add 140 per bury foot																																																			

Type	AVK Ref. #	Size	Weight		List Price	
			kg	lb		
Series 27 Copper Alloy/ Cast Iron Storz Nozzles & Caps					Caps	
					Cap&Nozzles	
		2.5"			181	601
		4"			241	740
		5"			241	821
Use fire hydrant parts discount						



Type	AVK Ref. #	Size	Weight		List Price	
			kg	lb		
Series 27 Storz Adaptors					Caps	
					Nozzles	
		4" Nozzle to 4" Storz			241	1,101
		4.5" Nozzle to 4" Storz			241	1,101
	4" Nozzle to 5" Storz			241	1,101	
	4.5" Nozzle to 5" Storz			241	1,101	
Use fire hydrant parts discount						



Type	AVK Ref. #	Size	Weight		List Price
			kg	lb	
Optional PUR (Polyurethane) Exterior Coating Below Ground Only		Bury Depth			
		3' or less			add 660
		3.5'			add 770
		4'			add 880
		4.5'			add 990
		5'			add 1,100
		5.5'			add 1,210
		6'			add 1,320
		6.5'			add 1,430
		7'			add 1,540
		7.5'			add 1,650
		8'			add 1,760
	8.5'			add 1,870	
	9'			add 1,980	
	9.5'			add 2,090	
	10'			add 2,200	
All adders are added to List Pricing					
Note: Add \$110 per 6-inch increment for bury depths greater than 10 feet					

Type	AVK Ref. #	Size	Weight		List Price
			kg	lb	
Epoxy Coating Interior Below Ground Only		Bury Depth			
		3' or less			add 660
		3.5'			add 770
		4'			add 880
		4.5'			add 990
		5'			add 1,100
		5.5'			add 1,210
		6'			add 1,320
		6.5'			add 1,430
		7'			add 1,540
		7.5'			add 1,650
		8'			add 1,760
	8.5'			add 1,870	
	9'			add 1,980	
	9.5'			add 2,090	
	10'			add 2,200	
All adders are added to List Pricing					
Note: Add \$110 per 6-inch increment for bury depths greater than 10 feet					

SERIES 67, POST/FLUSHING, DRY BARREL HYDRANT – OPTIONS

SERIES 67, POST/FLUSHING, DRY BARREL HYDRANT OPTIONS

• Style

67 – Post/Flushing Hydrant

• Hose Nozzle

Thread type _____

• Chains

With Chains
 Without Chains

• Operating Nut

Size _____
 Shape _____

• Bolting Above Ground

Zinc Plated (standard)
 304 Stainless Steel
 316 Stainless Steel

• Bolting Below Ground

Zinc Plated (standard)
 304 Stainless Steel
 316 Stainless Steel

• Opening Direction

Open Left
 Open Right

• Drain Facility

Plugged seat ring
 Plugged main valve flange – Base
 Drains unplugged

• Upper Stem

304 Stainless

• Lower Stem

304 Stainless

• Lubrication

Grease Filled

• Inlet Configurations

Size 2" 2.5" 3" 4"
 Type FL MJ NPT

• Bury Depth, Lower Barrel – Hydrant no.

Depth in feet (In 6" increments)

• Color

Body _____
 Hose Cap _____
 Base _____
 Lower Barrel(s) _____
 Weathershield _____
 Special Color _____

• Special Options – All special options must be approved by AVK

Customer: _____

Municipality: _____

Engineer: _____

Requested By: _____

Date: _____

Approval Name: _____

Signature: _____

Title: _____

SERIES 67, POST/FLUSHING, DRY BARREL HYDRANTS

SERIES 67, POST/FLUSHING

DRY BARREL HYDRANT

American AVK Wet Barrel Hydrant Class Code/ Ref. # / Breakdown

67 L Series no.	A L Inlet Size	B L Inlet Config.	C L Bury Depth
	2 - 2" 2.5 - 2.5" 3 - 3" 4 - 4"	F - FL M - MJ N - NPT	15 - 1.5' 20 - 2' 25 - 2.5' 30 - 3' 35 - 3.5' 40 - 4' 45 - 4.5' 50 - 5' 55 - 5.5' 60 - 6' 65 - 6.5' 70 - 7' 75 - 7.5' 80 - 8'

SERIES 67, POST/FLUSHING, DRY BARREL HYDRANT ACRONYMS :

- DI - Ductile Iron
- EPDM - Ethylene Propylene Diene Monomer
- FL - Flange
- MJ - Mechanical Joint
- NPT - National Pipe Thread
- SS - Stainless Steel

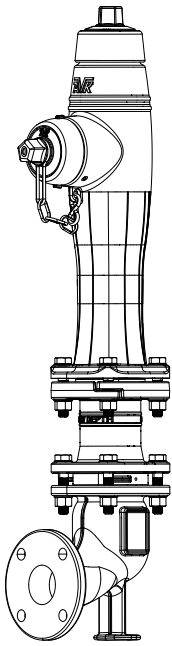
Type

**Series 67/XX
Post/Flushing
Dry barrel Hydrant**

One Hose Nozzle ONLY

Standard bases available:
2.5" FL
3" FL
2" MJ
3" MJ
4" MJ
2" NPT
2.5" NPT
3" NPT

Optional base:
2" HYMAX GRIP® Add 200



AVK Ref. #	Size	Weight		List Price
		kg	lb	
	Bury Depth			
67-XX-15	1.5'	46	101	2,271
67-XX-20	2.0'	49	108	2,271
67-XX-25	2.5'	52	115	2,271
67-XX-30	3.0'	55	122	2,271
67-XX-35	3.5'	59	129	2,331
67-XX-40	4.0'	62	136	2,391
67-XX-45	4.5'	65	143	2,451
67-XX-50	5.0'	68	150	2,511
67-XX-55	5.5'	71	157	2,571
67-XX-60	6.0'	74	164	2,631
67-XX-65	6.5'	78	171	2,691
67-XX-70	7.0'	81	178	2,751
67-XX-75	7.5'	84	185	2,811
67-XX-80	8.0'	87	192	2,871
67-XX-85	8.5'	90	199	2,931
67-XX-90	9.0'	93	206	2,991
67-XX-95	9.5'	96	213	3,051
67-XX-100	10.0'	99	220	3,111

Note: List prices without accessories. Extensions available in 6" increments from 6" to 8'

All adders are added to List Pricing

For each 6" increase to bury depth over 10' add \$61

Lower Stem Optional 304 Stainless Steel add \$121 per 6 inch increment

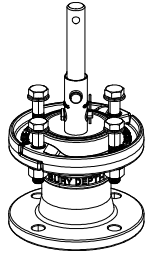
304 Stainless Steel Bolting (incl. 4 bolts, 8 washers, 4 nuts) add \$81

316 Stainless Steel Bolting (incl. 4 bolts, 8 washers, 4 nuts) add \$161

Solid Red or Green color standard. For different color add \$201

PUR coating or each 6" increase to bury depth add \$60

**Series 67
Extension Kits**



	Bury Depth	
67-999-6X	0.5'	601
67-999-6X	1.0'	661
67-999-6X	1.5'	721
67-999-6X	2.0'	781
67-999-6X	2.5'	841
67-999-6X	3.0'	901
67-999-6X	3.5'	961
67-999-6X	4.0'	1,021
67-999-6X	4.5'	1,081
67-999-6X	5.0'	1,141

Use fire hydrant parts discount

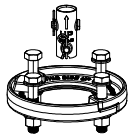
All adders are added to List Pricing

Extension Stem Optional 304 Stainless Steel add \$60 per 6 inch increment

304 Stainless Steel Bolting (incl. 4 bolts, 8 washers, 4 nuts) add \$81

316 Stainless Steel Bolting (incl. 4 bolts, 8 washers, 4 nuts) add \$161

**Series 67 Traffic
Repair Kit**



67-999-7X	8	18	229
-----------	---	----	-----

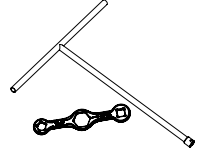
Use fire hydrant parts discount

All adders are added to List Pricing

304 Stainless Steel Bolting (incl. 4 bolts, 8 washers, 4 nuts) add \$81

316 Stainless Steel Bolting (incl. 4 bolts, 8 washers, 4 nuts) add \$161

**Series 67 Hydrant
Tools**



67-065-5901 Hydrant Wrench	3	6	269
67-080-5901 Operating Wrench	2	5	97

Use fire hydrant parts discount

SERIES 41 – SWING

CHECK VALVE OPTIONS

SERIES 41 – SWING CHECK VALVE OPTIONS

• Actuation

- D - Dual Lever & Weight
- P - Plain Hinge - No Lever (Standard)
- S - Lever & Spring
- W - Lever & Weight

• Lever Location (When looking down stream)

- Right Hand (Standard)
- Left Hand

• Bolting

- 304 Stainless Steel (Standard)
- 316 Stainless Steel

• Boss Drilling

- RH side down stream
- RH side and bottom
- LH side down stream
- LH side and bottom

- Both sides
- Both sides and bottom
- RH side up stream
- LH side up stream
- Special

• Coating

- Fusion Bonded Epoxy, 8 mils minimum thickness: to AWWA C550 (Standard)
- Holiday Free Interior
- Holiday Free Exterior
- Holiday Free Interior & Exterior

- Special Options – All special options must be approved by AVK

Customer: _____

Municipality: _____

Engineer: _____

Requested By: _____

Date: _____

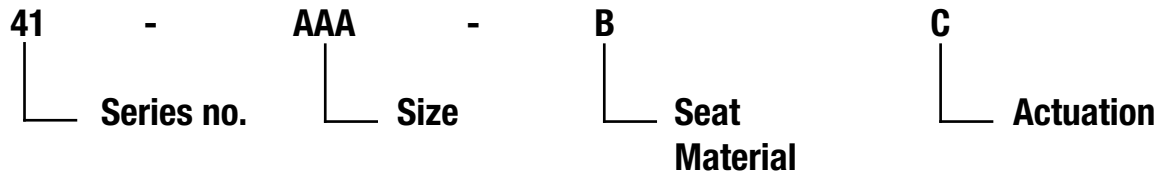
Approval Name: _____

Signature: _____

Title: _____

SERIES 41 & 53 , CHECK VALVES

American AVK Swing Check Valve Class Code/ Ref. # / Breakdown



080 - 3"
 100 - 4"
 150 - 6"
 200 - 8"
 250 - 10"
 300 - 12"

C - Combination*
 M - Metal
 R - Rubber

D - Dual Lever & Weight
 P - Plain (Standard)
 S - Lever & Spring
 W - Lever & Weight

* Combination - resilient disc to bronze seated body

SERIES 41, SWING CHECK VALVE ACRONYMS :

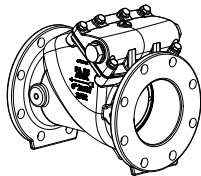
- ANSI - American National Standards Institute
- ASME - American Society of Mechanical Engineers
- AWWA - American Water Works Association
- DI - Ductile Iron
- EPDM - Ethylene Propylene Diene Monomer
- FL - Flange
- SS - Stainless Steel

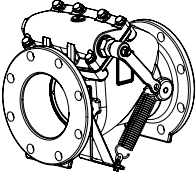
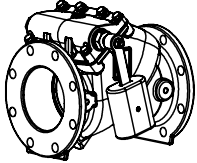
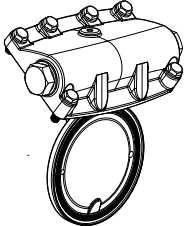
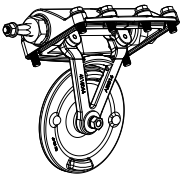
SERIES 41, SWING

CHECK VALVES

SERIES 41 & 53 , CHECK VALVES

Type	AVK Ref. #	Size	Weight		List Price
			kg	lb	
Series 41/RP Plain – Standard (Without Lever & Weight) Ductile Iron To AWWA C508 Swing check valve, Resilient seated, flanged ends to ASME B 16.42, class 150 250 PSI Size 3"-12"	Without lever & weight				
	41-080-RP	3"	15	34	1,379
	41-100-RP	4"	22	48	1,703
	41-150-RP	6"	38	84	2,555
	41-200-RP	8"	68	150	3,779
	41-250-RP	10"	204	450	6,709
	41-300-RP	12"	267	590	10,499
All adders are added to List Pricing For 316 stainless steel bolting add \$121- 3",4", \$161 - 6", \$201 - 8", \$241 - 10"-12"					



Type	AVK Ref. #	Size	Weight		List Price
			kg	lb	
Series 41/XS With Lever & Spring Ductile Iron To AWWA C508 Swing check valve, Resilient seated, flanged ends to ASME B 16.42, class 150 250 PSI Size 3"-12"					
	41-080-RS	3"	15	34	2,201
	41-100-RS	4"	22	48	2,593
	41-150-RS	6"	38	84	3,487
	41-200-RS	8"	68	150	5,283
	41-250-RS	10"	204	450	8,475
	41-300-RS	12"	267	590	12,187
	Specify Right or Left side mounting when ordering				
	All adders are added to List Pricing				
	For 316 stainless steel bolting add \$121- 3",4", \$161 - 6", \$201 - 8", \$241 - 10"-12"				
Series 41/XW With Lever & Weight Ductile Iron To AWWA C508 Swing check valve, Resilient seated, flanged ends to ASME B 16.42, class 150 250 PSI Size 3"-12"					
	41-080-RW	3"	15	34	2,201
	41-100-RW	4"	22	48	2,593
	41-150-RW	6"	38	84	3,487
	41-200-RW	8"	68	150	5,283
	41-250-RW	10"	204	450	8,475
	41-300-RW	12"	267	590	12,187
	41-XXX-XD – for Dual Lever & Weight, add 10% to pricing above				
	Specify Right or Left side mounting when ordering				
	All adders are added to List Pricing				
For 316 stainless steel bolting add \$121- 3",4", \$161 - 6", \$201 - 8", \$241 - 10"-12"					
Check Valve Plain Head Assemblies 	41-080-5227	3"			508
	41-100-5227	4"			598
	41-150-5227	6"			805
	41-200-5227	8"			1,219
	41-250-5227	10"			1,956
	41-300-5227	12"			2,812
	All adders are added to List Pricing				
For 316 stainless steel bolting add \$121- 3",4", \$161 - 6", \$201 - 8", \$241 - 10"-12"					
Use parts discount					
Check Valve Lever & Weight or Lever & Spring Head Assemblies 	With lever & weight or lever & spring				
	41-080-5224	3"			661
	41-100-5224	4"			778
	41-150-5224	6"			1,047
	41-200-5224	8"			1,585
	41-250-5224	10"			2,543
	41-300-5224	12"			3,656
Specify Lever & Weight or Lever & Spring					
Specify Right or Left side mounting when ordering					
All adders are added to List Pricing					
For 316 stainless steel bolting add \$121- 3",4", \$161 - 6", \$201 - 8", \$241 - 10"-12"					
Use parts discount					

CHECK VALVE OPTIONS

SERIES 53 – BALL CHECK VALVE OPTIONS

- End Connections

- FL x FL - Flange by Flange (2" - 24")
- NPT x NPT - National Pipe Thread x National Pipe Thread (1.5" and 2")

- Ball Coating

- NBR (Standard), Nitrile, Buna 'N'

- Valve Material

- Ductile Iron (Standard)
- 316 Stainless Steel (1.5" and 2" NPT only)

- Ball Weight

- Sinking (Standard)
- Floating (For special installations, contact American AVK)

- Bolting

- Zinc Plated Steel (Standard)
- 304 Stainless Steel
- 316 Stainless Steel

- Coating

- Fusion Bonded Epoxy, 8 mils minimum thickness: to AWWA C550 (Standard)
- Black Alkyd (Standard 14" and larger)
- Holiday Free Interior – Fusion Bonded Epoxy only
- Holiday Free Exterior – Fusion Bonded Epoxy only
- Holiday Free Interior & Exterior – Fusion Bonded Epoxy only

- NOTE: These are generally available options for AVK AWWA check valves. Some options are not available for all valve types and sizes. Contact American AVK for details.

Customer: _____

Municipality: _____

Engineer: _____

Requested By: _____

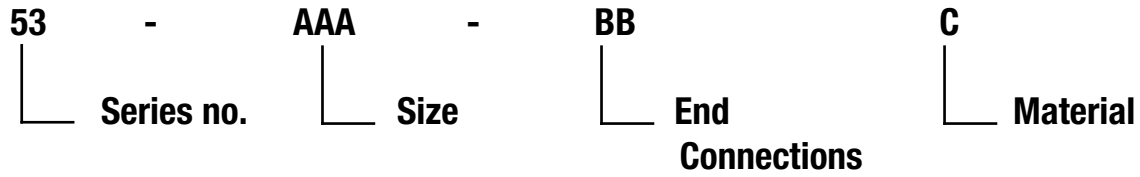
Date: _____

Approval Name: _____

Signature: _____

Title: _____

American AVK Ball Check Valve Class Code/ Ref. # / Breakdown



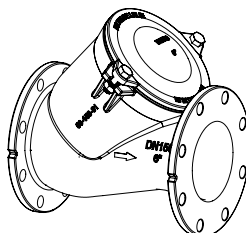
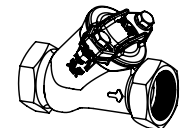

- | | | |
|--|---|--|
| <p>040 - 1.5"</p> <p>048 - 1.5" Ball</p> <p>050 - 2"</p> <p>062 - 2" O-ring</p> <p>063 - 2" Ball</p> <p>080 - 3"</p> <p>100 - 4"</p> <p>150 - 6"</p> <p>200 - 8"</p> <p>250 - 10"</p> <p>300 - 12"</p> <p>350 - 14"</p> <p>400 - 16"</p> <p>500 - 20"</p> <p>600 - 24"</p> | <p>FF - Flange by Flange</p> <p>NN - NPT by NPT</p> | <p>I - Ductile Iron</p> <p>S - Stainless Steel</p> |
|--|---|--|

SERIES 53, SWING CHECK VALVE ACRONYMS :

- | | |
|---|---|
| <p>ANSI - American National Standards Institute</p> <p>AWWA - American Water Works Association</p> <p>DI - Ductile Iron</p> <p>EPDM - Ethylene Propylene Diene Monomer</p> <p>FL - Flange</p> | <p>NBR - Nitrile Butyl Rubber</p> <p>NPT - National Pipe Thread</p> <p>PUR - Polyurethane</p> <p>SS - Stainless Steel</p> |
|---|---|

SERIES 53, BALL

CHECK VALVES

Type	AVK Ref. #	Size	Weight		List Price
			kg	lb	
Series 53/FFI FLxFL Ductile Iron Body Flanged Ends NBR Ball 150 PSI Sizes 2"-16", 20" & 24"					
	53-050-FFI	2"	9	19	881
	53-065-FFI	2.5"	12	26	985
	53-080-FFI	3"	15	33	1,065
	53-100-FFI	4"	24	53	1,369
	53-150-FFI	6"	40	88	2,689
	53-200-FFI	8"	78	172	4,905
	53-250-FFI	10"	136	300	11,385
	53-300-FFI	12"	208	459	16,665
	53-350-FFI	14"	314	690	53,664
	53-400-FFI	16"	457	1005	65,449
	53-500-FFI	20"	719	1581	72,320
	53-600-FFI	24"	1102	2425	140,592
Series 53/NNI NPTxNPT Ductile Iron Body NPT Ends NBR Ball 150 PSI Sizes 1.5"-2"					
	53-040-NNI	1.5"	2	5	649
	53-050-NNI	2"	3	7	753
Series 53/NNS NPTxNPT Stainless Steel Body NPT Ends NBR Ball 150 PSI Sizes 1.5"-2"					
	53-040-NNS	1.5"	2	5	1,257
	53-050-NNS	2"	3	7	1,633

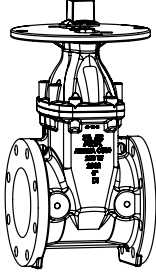
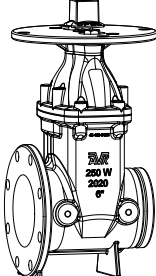
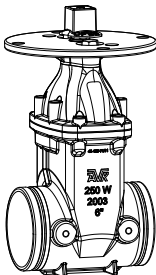
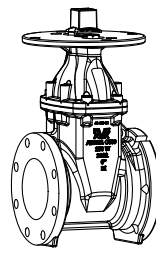
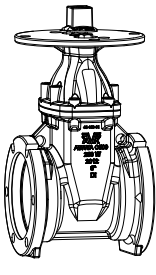
SERIES 41 & 53 , CHECK VALVES

Type	AVK Ref. #	Size	Weight		List Price
			kg	lb	
Series 53 Replacement Ball - Sinking (Standard)	53-048-150	1.5"			180
	53-060-150	2"			205
	53-080-250	2.5"			230
	53-096-250	3"			250
	53-125-250	4"			315
	53-180-250	6"			625
	53-250-250	8"			1,130
	53-320-250	10"			2,630
	53-370-250	12"			3,850
	53-440-250	14"			POA
	53-500-250	16"			POA
	53-620-250	20"			POA
	53-750-250	24"			POA
	Use parts discount				
Series 53 Replacement Ball - Floating (Optional)	53-048-550	1.5"			170
	53-060-550	2"			180
	53-080-550	2.5"			205
	53-096-550	3"			220
	53-125-550	4"			290
	53-180-550	6"			560
	53-250-550	8"			1,050
	53-320-550	10"			2,300
	53-370-550	12"			3,400
	53-440-550	14"			POA
	53-500-550	16"			POA
	53-620-550	20"			POA
	53-750-550	24"			POA
	Use parts discount				
Series 53/FF Cover Replacement O-rings for Flanged bodies	XXX	1.5"			6
	24-150-78	2"			8
	96-100-00326	2.5"			10
	96-100-00327	3"			12
	96-100-00328	4"			20
	96-100-00329	6"			50
	96-100-00330	8"			60
	96-100-00331	10"			70
	96-100-00332	12"			125
	XXX	14"			POA
	XXX	16"			POA
	XXX	20"			POA
	XXX	24"			POA
	Use parts discount				
Series 53/NN Cover Replacement O-rings for NPT bodies	15-200-25	1.5"			6
	01-062-3	2"			8
Use parts discount					

UL/FM PRODUCTS FOR FIRE PROTECTION

UL/FM PRODUCTS FOR FIRE PROTECTION ACRONYMS :

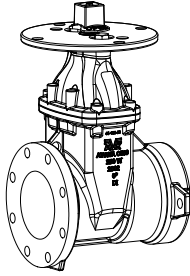
ANSI - American National Standards Institute	NBR - Nitrile Butyl Rubber
ASME - American Society of Mechanical Engineers	NRS - Non Rising Stem
AWWA - American Water Works Association	NPT - National Pipe Thread
DIPS - Ductile Iron Pipe Size	OS&Y - Outside Screw/Stem & Yoke
EPDM - Ethylene Propylene Diene Monomer	PE - Polyethylene
FL - Flange	PIV - Post Indicator Valve
FM - Factory Mutual	PO - Push - On
GR - Grooved	PUR - Polyurethane
HDPE - High Density Polyethylene	SS - Stainless Steel
IPS - Iron Pipe Size	UL - Underwriters Laboratories
MJ - Mechanical Joint	

Type	AVK Ref. #	Size	Weight		List Price	
			kg	lb		
Series 45/FFP FL X FL, PIV, Full wall ductile iron 125 lb. Flange to AWWA C509/C515 Flanged ends to ASME B 16.42 Class 150 NRS 250 PSI 4"-12" 200 PSI 14"-16"		45-100-FFP	4"	36	78	1,421
	45-150-FFP	6"	51	112	1,811	
	45-200-FFP	8"	77	169	2,685	
	45-250-FFP	10"	129	284	4,111	
	45-300-FFP	12"	193	424	4,911	
	45-350-FFP	14"	288	635	14,761	
	45-400-FFP	16"	366	805	15,989	
Use FP-45-OP discount						
Series 45/GFP GV X FL, PIV Full wall ductile iron Grooved ends (IPS) to AWWA C606 Flanged ends to ASME B 16.42 Class 150 NRS 250 PSI Size 2.5"-10"		45-065-GFP	2.5"	15	33	1,159
	45-080-GFP	3"	16	35	1,371	
	45-100-GFP	4"	25	55	1,532	
	45-150-GFP	6"	40	87	2,049	
	45-200-GFP	8"	61	133	3,199	
	45-250-GFP	10"	95	208	5,104	
	Use FP-45-OP discount					
Series 45/GGP GV X GV, PIV Full wall ductile iron Grooved ends (IPS) to AWWA C606 NRS 250 PSI Size 2.5"-10"		45-065-GGP	2.5"	14	30	1,159
	45-080-GGP	3"	16	35	1,371	
	45-100-GGP	4"	21	46	1,532	
	45-150-GGP	6"	40	87	2,049	
	45-200-GGP	8"	61	133	3,199	
	45-250-GGP	10"	84	185	5,104	
	Use FP-45-OP discount					
Series 45/MFP MJ X FL, PIV Full wall ductile iron to AWWA C509/C515 Mechanical joint ends Flanged ends to ASME B 16.42 Class 150 NRS 250 PSI 4"-12" 200 PSI 14"-16"		45-100-MFP	4"	36	78	1,431
	45-150-MFP	6"	51	112	1,755	
	45-200-MFP	8"	77	169	2,639	
	45-250-MFP	10"	129	284	3,969	
	45-300-MFP	12"	193	424	4,953	
	45-350-MFP	14"	288	635	14,761	
	45-400-MFP	16"	366	805	15,989	
Use FP-45-OP discount						
Series 45/MMP MJ X MJ, PIV Full wall ductile iron to AWWA C509/C515 Mechanical joint ends NRS 250 PSI 4"-12" 200 PSI 14"-16"		45-100-MMP	4"	41	89	1,431
	45-150-MMP	6"	61	133	1,755	
	45-200-MMP	8"	90	199	2,639	
	45-250-MMP	10"	135	298	3,969	
	45-300-MMP	12"	174	383	4,953	
	45-350-MMP	14"	278	613	14,761	
	45-400-MMP	16"	377	831	15,989	
Use FP-45-OP discount						

Type

Series 45/PFP
PO X FL, PIV
Full wall ductile iron

to AWWA C509/C515
 Push-on joint ends
 Flanged ends
 to ASME B 16.42
 Class 150
 NRS
 250 PSI 4"-12"
 200 PSI 16"

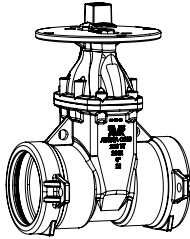


AVK Ref. #	Size	Weight		List Price
		kg	lb	
45-100-PFP	4"	35	77	1,471
45-150-PFP	6"	53	117	1,861
45-200-PFP	8"	81	177	2,777
45-250-PFP	10"	112	247	4,195
45-300-PFP	12"	187	411	5,101
45-400-PFP	16"	455	1002	15,989

Use FP-45-OP discount

Series 45/PPP
PO X PO, PIV
Full wall ductile iron

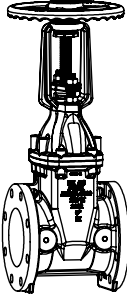
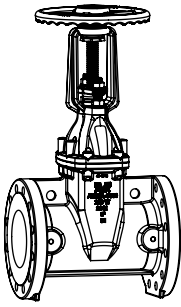
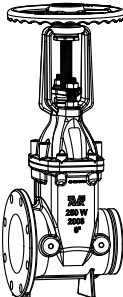
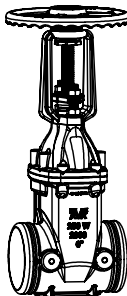
to AWWA C509/C515
 Push-on joint ends
 NRS
 250 PSI 4"-12"
 200 PSI 16"



AVK Ref. #	Size	Weight		List Price
		kg	lb	
45-100-PPP	4"	35	77	1,471
45-150-PPP	6"	53	117	1,861
45-200-PPP	8"	81	177	2,777
45-250-PPP	10"	112	247	4,195
45-300-PPP	12"	187	411	5,101
45-400-PPP	16"	455	1002	15,989

Use FP-45-OP discount

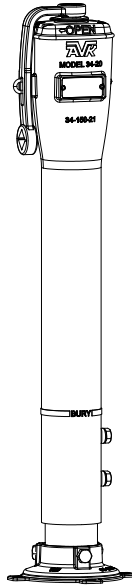
UL/FM PRODUCTS FOR FIRE PROTECTION

Type	AVK Ref. #	Size	Weight		List Price
			kg	lb	
<p>Series 45/FFO FL X FL OS&Y Full wall ductile iron 125 lb. Flange</p> <p>to AWWA C509/C515 Flanged ends to ASME B 16.42 Class 150 OS&Y 250 PSI Size 2.5"-16"</p> 	45-065-FFO	2.5"	19	42	1,145
	45-080-FFO	3"	25	56	1,335
	45-100-FFO	4"	35	78	1,527
	45-150-FFO	6"	54	118	1,983
	45-200-FFO	8"	85	187	3,029
	45-250-FFO	10"	152	335	4,451
	45-300-FFO	12"	209	461	5,795
	45-350-FFO	14"	305	673	20,660
	45-400-FFO	16"	310	684	25,600
	Use UL/FM discount				
<p>Series 45/FFOH FL X FL OS&Y Full wall ductile iron 250 lb. Flange</p> <p>to AWWA C509/C515 Flanged ends to ASME B 16.42 Class 250 OS&Y 250 PSI Size 4"-12"</p> 	45-100-FFOH	4"	52	113	4,475
	45-150-FFOH	6"	92	202	5,025
	45-200-FFOH	8"	137	301	6,725
	45-250-FFOH	10"	182	400	10,200
	45-300-FFOH	12"	256	563	12,275
Use UL/FM discount					
<p>Series 45/GFO IPS GR X FL OS&Y Ductile iron body</p> <p>Flanged ends to ASME B 16.42 Grooved ends (IPS) to AWWA C606 OS&Y 250 PSI Size 2.5"-10"</p> 	45-065-GFO	2.5"	18	40	1,151
	45-080-GFO	3"	18	40	1,372
	45-100-GFO	4"	26	56	1,532
	45-150-GFO	6"	47	103	2,040
	45-200-GFO	8"	72	157	3,343
	45-250-GFO	10"	18	40	5,135
Use UL/FM discount					
<p>Series 45/GGO IPS GR X GR OS&Y Ductile iron body</p> <p>Grooved ends (IPS) to AWWA C606 OS&Y 250 PSI Size 3"-8"</p> 	45-065-GGO	3"	18	40	1,151
	45-080-GGO	3"	18	40	1,372
	45-100-GGO	4"	26	56	1,532
	45-150-GGO	6"	47	103	2,040
	45-200-GGO	8"	72	157	3,343
	45-250-GGO	10"	18	40	5,135
Use UL/FM discount					

Type

**Series 34/OX
Telescopic Indicator Post
Above ground
Up-right model**

UL listed and
FM approved



AVK Ref. #

**Weight - Poly
kg lb**

**Weight - Steel
kg lb**

**List - Poly
Price**

**List - Steel
Price**

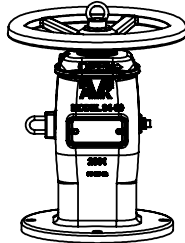
AVK Ref. #	Stem Length (in.)	Weight - Poly (kg)	Weight - Poly (lb)	Weight - Steel (kg)	Weight - Steel (lb)	List - Poly Price	List - Steel Price
34-0A (20"-43")	6"	xxx	156	xxx	180	1,799	2,210
34-0B (42"-65")	6"	xxx	xxx	xxx	188	2,077	2,900
34-0C (64"-87")	6"	xxx	xxx	xxx	219	2,243	3,230
34-0D (86"-109")	6"	xxx	xxx	xxx	258	2,443	3,530
34-0E (104"-127")	6"	xxx	xxx	xxx	xxx	2,643	3,830
34-0F (126"-149")	6"	xxx	xxx	xxx	336	2,843	4,130

Refer to Datasheet for A,B,C,D,E,F minimum-maximum lengths for each valve size

Type

**Series 34/8X
Indicator post
Wall model**

UL listed and
FM approved



AVK Ref. #

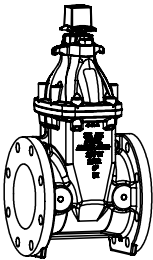
Size

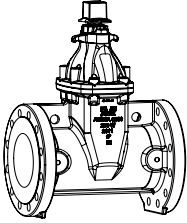
**Weight
kg lb**

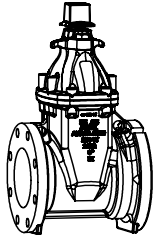
**List
Price**

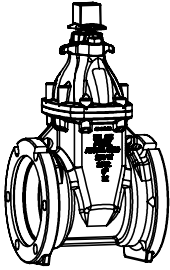
AVK Ref. #	Stem Length (in.)	Weight (kg)	Weight (lb)	List Price
34-130-8X	30"	31.5	69	1,793
34-150-8X	50"	34.0	75	1,883

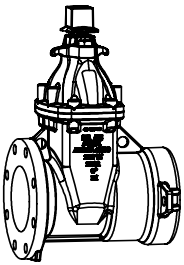
Contact Customer Service for custom stem length

Type	AVK Ref. #	Size	Weight		List Price	
			kg	lb		
Series 45/FFN FULL WALL DUCTILE FL X FL To AWWA C509/C515 125 lb. Flange Flanged ends to ASME B 16.42 Class 150 NRS Ductile iron 250 PSI Size 2.5"-16" * ** For 2" FLxFL see Series 25 304 stainless steel stem		45-065-FFN	2.5"	17	38	875
	45-080-FFN	3"	19	42	1,039	
	45-100-FFN	4"	29	63	1,161	
	45-150-FFN	6"	44	97	1,551	
	45-200-FFN	8"	70	154	2,425	
	45-250-FFN	10"	122	269	3,851	
	45-300-FFN	12"	186	409	4,651	
	45-350-FFN*	14"	281	620	14,501	
	45-400-FFN*	16"	358	790	15,729	
	* 14"- 36" discount applies					

Series 45/FFH FULL WALL DUCTILE FL X FL To AWWA C509/C515 250 lb. Flange Flanged ends to ASME B 16.42 Class 250 NRS Ductile iron AWWA 250 PSI CWP 350 PSI Size 4"-12"		45-100-FFH	4"	41	91	3,900
		45-150-FFH	6"	73	161	4,335
		45-200-FFH	8"	111	244	5,783
		45-250-FFH	10"	166	366	9,390
		45-300-FFH	12"	245	541	10,548
		* 14"- 36" discount applies				

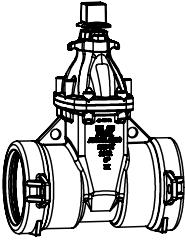
Series 45/MFN FULL WALL DUCTILE MJ X FL To AWWA C509/C515 Mechanical joint end X Flanged end ASME B 16.42 Class 150 NRS Ductile Iron 250 PSI Size 3"-16"		45-080-MFN	3"	20	43	995	
		45-100-MFN	4"	28	62	1,119	
		45-150-MFN	6"	47	103	1,495	
		45-200-MFN	8"	71	155	2,335	
		45-250-MFN	10"	109	240	3,709	
		45-300-MFN	12"	153	337	4,479	
		45-350-MFN*	14"	381	840	14,501	
		45-400-MFN*	16"	372	820	15,729	
		* 14"- 36" discount applies					

Series 45/MMN FULL WALL DUCTILE MJ X MJ To AWWA C509/C515 Mechanical joint ends NRS Ductile iron NRS 250 PSI Size 4"-16" * * For 2" MJxMJ see Series 25 304 stainless steel stem		45-080-MMN	3"	20	43	1,049	
		45-100-MMN	4"	28	62	1,171	
		45-150-MMN	6"	47	103	1,495	
		45-200-MMN	8"	71	155	2,379	
		45-250-MMN	10"	109	240	3,709	
		45-300-MMN	12"	153	337	4,693	
		45-350-MMN*	14"	360	794	14,501	
		45-400-MMN*	16"	363	800	15,729	
		* 14"- 36" discount applies					

Series 45/PFN FULL WALL DUCTILE PO X FL To AWWA C509/C515 Push-on joint end X Flanged end to ASME B 16.42 Class 150 NRS Ductile Iron 250 PSI Size 4"-12" & 16" 304 stainless steel stem		45-100-PFN	4"	27	59	1,181	
		45-150-PFN	6"	45	98	1,557	
		45-200-PFN	8"	70	154	2,459	
		45-250-PFN	10"	105	232	3,867	
		45-300-PFN	12"	163	358	4,757	
		45-400-PFN*	16"	363	800	15,729	
		Gaskets not included with DIP PO Valves					
		* 14"- 36" discount applies					

Type

Series 45/PPN
FULL WALL DUCTILE
PO X PO To AWWA C509/C515



Push-on joint
 ends NRS
 Ductile Iron
 250 PSI
 Size 4"-12"&16"
 304 stainless steel stem

AVK Ref. #	Size	Weight		Price US \$
		kg	lb	
45-100-PPN	4"	26	57	1,203
45-150-PPN	6"	44	97	1,583
45-200-PPN	8"	71	157	2,403
45-250-PPN	10" *	103	227	3,881
45-300-PPN	12" *	178	391	4,865
45-400-PPN*	16"	446	982	15,729

w/o gasket

Gaskets not included with DIP PO Valves
 * Special gaskets available for 10" & 12" IPSxIPS

*** 14"- 36" discount applies**

For OS&Y pricing refer to page 50

SERIES 764 – ECCENTRIC

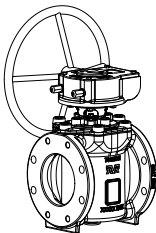
PLUG VALVE

UL/FM PRODUCTS FOR FIRE PROTECTION ACRONYMS :

ANSI - American National Standards Institute
ASME - American Society of Mechanical Engineers
AWWA - American Water Works Association
DIPS - Ductile Iron Pipe Size
EPDM - Ethylene Propylene Diene Monomer
FL - Flange
FM - Factory Mutual
GR - Grooved
HDPE - High Density Polyethylene
IPS - Iron Pipe Size
MJ - Mechanical Joint

NBR - Nitrile Butyl Rubber
NRS - Non Rising Stem
NPT - National Pipe Thread
OS&Y - Outside Screw/Stem & Yoke
PE - Polyethylene
PIV - Post Indicator Valve
PO - Push - On
PUR - Polyurethane
SS - Stainless Steel
UL - Underwriters Laboratories

AWWA C517, ECCENTRIC PLUG VALVES

Type	AVK Ref. #	Size	Weight		List Price
			kg	lb	
<p>Series 764/FFGB ECCENTRIC PLUG VALVE WITH GEARBOX FL X FL To AWWA C517</p>  <p>Flanged end to ANSI B 16.1 Class 125 Ductile iron 250 PSI Size 2½"-12"</p>	764-065-FFGB	2.5"	26	56	1,360
	764-080-FFGB	3"	32	69	1,770
	764-100-FFGB	4"	39	86	1,974
	764-150-FFGB	6"	62	135	2,716
	764-200-FFGB	8"	102	223	3,772
	764-250-FFGB	10"	173	380	5,268
	764-300-FFGB	12"	224	494	6,864

AVK Series 766, Double Eccentric Butterfly Valve Class Code/ Ref. # / Breakdown

766 - Series No.	XXXX - Size	XX - Flange Configuration	XX - Actuation	X - Opening Direction	X - Testing Pressure	X - Test Direction
	0600 - 24" 0750 - 30" 0900 - 36" 1050 - 42" 1200 - 48"	FF - FLxFL MM - MJxMJ	AG - Above Ground BG - Below Ground BS - Bare Shaft	L - Open Left R - Open Right B - Both *	L - 150 PSI H - 250 PSI	1 - Single 2 - Bi-directional

* - Only on bare stem valves

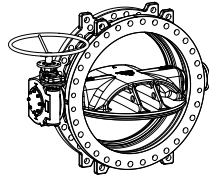
SERIES 766, DOUBLE ECCENTRIC BUTTERFLY VALVE ACRONYMS :

ANSI - American National Standards Institute
 ASME - American Society of Mechanical Engineers
 AWWA - American Water Works Association
 DI - Ductile Iron
 EPDM - Ethylene Propylene Diene Monomer
 FL - Flange
 MJ - Mechanical Joint
 WAF - Wafer
 FF - Flange x Flange
 MF - Mechanical Joint x Flange
 WW - Wafer

Type

**Series766/FF/RGB-1
DOUBLE ECCENTRIC
BUTTERFLY VALVE
To AWWA C504**

Flanged end to ANSI B 16.1
Class 125
Ductile iron
250 PSI
Size 24"-48"



AVK Ref. #

Size

**Weight
kg lb**

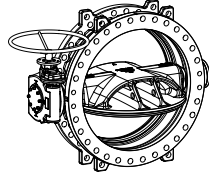
**List
Price**

766-0600-FF-RGB-H	24"	425	936	11,808
766-0750-FF-RGB-H	30"	764	1684	20,280
766-0900-FF-RGB-H	36"	1130	2490	24,600
766-1050-FF-RGB-H	42"	1685	3715	38,100
766-1200-FF-RGB-H	48"	2282	5029	49,140

Specify above ground, or below ground intallation when ordering

**Series766/FF/RGB-2
DOUBLE ECCENTRIC
BUTTERFLY VALVE
To AWWA C504**

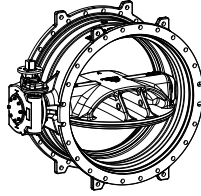
Flanged end to ANSI B 16.1
Class 125
Ductile iron
250 PSI
Size 24"-48"
Bi-Directional Testing



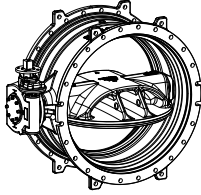
766-0600-FF-RGB-H2	24"	425	936	12,989
766-0750-FF-RGB-H2	30"	764	1684	22,308
766-0900-FF-RGB-H2	36"	1130	2490	27,060
766-1050-FF-RGB-H2	42"	1685	3715	41,910
766-1200-FF-RGB-H2	48"	2282	5029	54,054

Specify above ground, or below ground intallation when ordering

Type	AVK Ref. #	Size	Weight		List Price
			kg	lb	
Series766/MM/RGB-2 DOUBLE ECCENTRIC BUTTERFLY VALVE To AWWA C504 Mechanical Joint ends Ductile iron 250 PSI Size 24"-48" Bi-Directional Testing					
	766-0600-MM-RGB-H	24"	429	944	11,808
	766-0750-MM-RGB-H	30"	756	1667	20,280
	766-0900-MM-RGB-H	36"	1160	2557	24,600
	766-1050-MM-RGB-H	42"	1720	3790	38,100
	766-1200-MM-RGB-H	48"	2309	5111	49,140
Specify above ground, or below ground installation when ordering					



Series766/MM/RGB-2 DOUBLE ECCENTRIC BUTTERFLY VALVE To AWWA C504 Mechanical Joint ends Ductile iron 250 PSI Size 24"-48" Bi-Directional Testing					
	766-0600-MM-RGB-H2	24"	429	944	12,989
	766-0750-MM-RGB-H2	30"	756	1667	22,308
	766-0900-MM-RGB-H2	36"	1160	2557	27,060
	766-1050-MM-RGB-H2	42"	1720	3790	41,910
	766-1200-MM-RGB-H2	48"	2309	5111	54,054
Specify above ground, or below ground installation when ordering					



AWWA C504, DOUBLE ECCENTRIC, RESILIENT SEATED BUTTERFLY VALVES

AVK Series 816, Concentric Butterfly Valve Class Code/ Ref. # / Breakdown

816 - Series No.	XXXX - Size	XX - Flange Configuration	XX - Actuation	X - Opening Direction	X - Testing Pressure	X - Test Direction
	0080 - 3"	FF - FLxFL	AG - Above Ground	L - Open Left	L - 150 PSI	1 - Single
	0100 - 4"	MF - MJxFL	BG - Below Ground	R - Open Right	H - 250 PSI	2 - Bi-directional
	0150 - 6"	MM - MJxMJ	LV - Above Ground/Lever	B - Both *		
	0200 - 8"	WW - WAFER	BS - Bare Shaft			
	0250 - 10"					
	0300 - 12"					
	0350 - 14"					
	0400 - 16"					
	0450 - 18"					
	0500 - 20"					
	0600 - 24"					

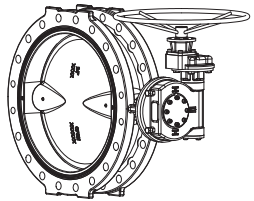
* - Only on bare stem valves

SERIES 816, CONCENTRIC BUTTERFLY VALVE ACRONYMS :

- ANSI - American National Standards Institute
- ASME - American Society of Mechanical Engineers
- AWWA - American Water Works Association
- DI - Ductile Iron
- EPDM - Ethylene Propylene Diene Monomer
- FL - Flange
- MJ - Mechanical Joint
- WAF - Wafer
- FF - Flange x Flange
- MF - Mechanical Joint x Flange
- WW - Wafer

Type

**Series 816 FLxFL
Rotork Gearbox
Ductile Iron**

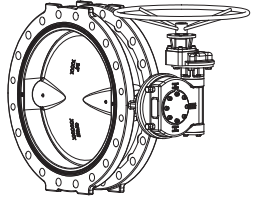


To AWWA C504
Concentric butterfly valve,
Vulcanized rubber liner,
Flanged ends to
ASME B 16.42,
class 150
250 PSI
Single direction testing
Size 3"-24"

AVK Ref. #	Size	Weight		List Price
		kg	lb	
816-080FFRGB-H1	3"	21	45	998
816-100FFRGB-H1	4"	26	57	1,110
816-150FFRGB-H1	6"	33	72	1,140
816-200FFRGB-H1	8"	53	116	1,460
816-250FFRGB-H1	10"	73	159	2,015
816-300FFRGB-H1	12"	95	209	2,410
816-350FFRGB-H1	14"	120	264	3,950
816-400FFRGB-H1	16"	157	346	4,690
816-450FFRGB-H1	18"	220	484	5,270
816-500FFRGB-H1	20"	259	569	7,090
816-600FFRGB-H1	24"	357	787	9,840

Specify above ground, or below ground installation when ordering

**Series 816 FLxFL
Rotork Gearbox
Ductile Iron**

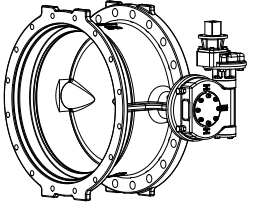


To AWWA C504
Concentric butterfly valve,
Vulcanized rubber liner,
Flanged ends to
ASME B 16.42,
class 150
250 PSI
Bi-directional testing
Size 3"-24"

816-080FFRGB-H2	3"	21	45	1,198
816-100FFRGB-H2	4"	26	57	1,332
816-150FFRGB-H2	6"	33	72	1,368
816-200FFRGB-H2	8"	53	116	1,752
816-250FFRGB-H2	10"	73	159	2,418
816-300FFRGB-H2	12"	95	209	2,892
816-350FFRGB-H2	14"	120	264	4,740
816-400FFRGB-H2	16"	157	346	5,628
816-450FFRGB-H2	18"	220	484	6,324
816-500FFRGB-H2	20"	259	569	8,508
816-600FFRGB-H2	24"	357	787	11,808

Specify above ground, or below ground installation when ordering

**Series 816 MJxFL
Rotork Gearbox
Ductile Iron**

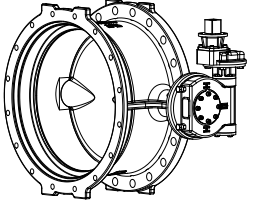


To AWWA C504
Concentric butterfly valve,
Vulcanized rubber liner,
Flanged ends to
ASME B 16.42,
class 150
250 PSI
Single direction testing
Size 6"-24"

816-150MFRGB-H1	6"	34	73	1,140
816-200MFRGB-H1	8"	53	115	1,460
816-250MFRGB-H1	10"	73	160	2,015
816-300MFRGB-H1	12"	91	200	2,410
816-350MFRGB-H1	14"	122	296	3,950
816-400MFRGB-H1	16"	164	360	4,690
816-450MFRGB-H1	18"	232	511	5,270
816-500MFRGB-H1	20"	273	601	7,090
816-600MFRGB-H1	24"	379	835	9,840

Specify above ground, or below ground installation when ordering

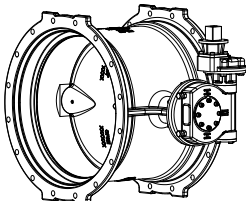
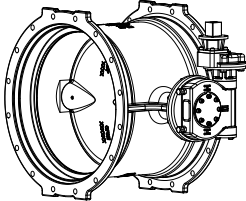
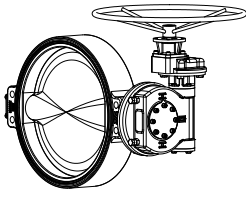
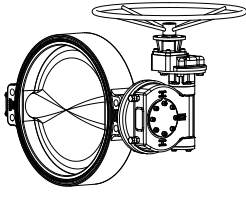
**Series 816 MJxFL
Rotork Gearbox
Ductile Iron**

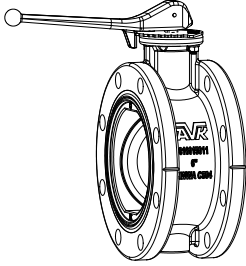
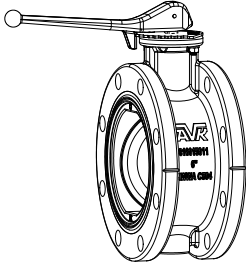
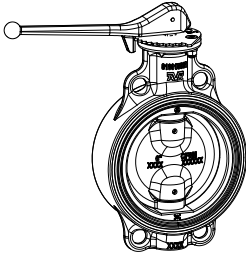
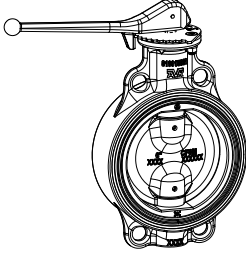


To AWWA C504
Concentric butterfly valve,
Vulcanized rubber liner,
Flanged ends to
ASME B 16.42,
class 150
250 PSI
Bi-directional testing
Size 6"-24"

816-150MFRGB-H2	6"	34	73	1,368
816-200MFRGB-H2	8"	53	115	1,752
816-250MFRGB-H2	10"	73	160	2,418
816-300MFRGB-H2	12"	91	200	2,892
816-350MFRGB-H2	14"	122	296	4,740
816-400MFRGB-H2	16"	164	360	5,628
816-450MFRGB-H2	18"	232	511	6,324
816-500MFRGB-H2	20"	273	601	8,508
816-600MFRGB-H2	24"	379	835	11,808

Specify above ground, or below ground installation when ordering

<p>Type</p> <p>Series 816 MJxMJ Rotork Gearbox Ductile Iron</p> <p>To AWWA C504 Concentric butterfly valve, Vulcanized rubber liner,</p> <p>250 PSI Single direction testing Size 4"-24"</p> 	<table border="1"> <thead> <tr> <th data-bbox="609 100 885 157">AVK Ref. #</th> <th data-bbox="885 100 1112 157">Size</th> <th colspan="2" data-bbox="1112 100 1437 157">Weight</th> <th data-bbox="1437 100 1518 157">List Price</th> </tr> <tr> <td></td> <td></td> <th data-bbox="1112 157 1193 210">kg</th> <th data-bbox="1193 157 1274 210">lb</th> <td></td> </tr> </thead> <tbody> <tr><td>816-100MMRGB-H1</td><td>4"</td><td>24</td><td>53</td><td>1,110</td></tr> <tr><td>816-150MMRGB-H1</td><td>6"</td><td>33</td><td>73</td><td>1,140</td></tr> <tr><td>816-200MMRGB-H1</td><td>8"</td><td>50</td><td>110</td><td>1,460</td></tr> <tr><td>816-250MMRGB-H1</td><td>10"</td><td>67</td><td>148</td><td>2,015</td></tr> <tr><td>816-300MMRGB-H1</td><td>12"</td><td>82</td><td>179</td><td>2,410</td></tr> <tr><td>816-350MMRGB-H1</td><td>14"</td><td>119</td><td>261</td><td>3,950</td></tr> <tr><td>816-400MMRGB-H1</td><td>16"</td><td>162</td><td>357</td><td>4,690</td></tr> <tr><td>816-450MMRGB-H1</td><td>18"</td><td>240</td><td>528</td><td>5,270</td></tr> <tr><td>816-500MMRGB-H1</td><td>20"</td><td>283</td><td>624</td><td>7,090</td></tr> <tr><td>816-600MMRGB-H1</td><td>24"</td><td>395</td><td>870</td><td>9,840</td></tr> </tbody> </table> <p>Specify above ground, or below ground installation when ordering</p>	AVK Ref. #	Size	Weight		List Price			kg	lb		816-100MMRGB-H1	4"	24	53	1,110	816-150MMRGB-H1	6"	33	73	1,140	816-200MMRGB-H1	8"	50	110	1,460	816-250MMRGB-H1	10"	67	148	2,015	816-300MMRGB-H1	12"	82	179	2,410	816-350MMRGB-H1	14"	119	261	3,950	816-400MMRGB-H1	16"	162	357	4,690	816-450MMRGB-H1	18"	240	528	5,270	816-500MMRGB-H1	20"	283	624	7,090	816-600MMRGB-H1	24"	395	870	9,840
AVK Ref. #	Size	Weight		List Price																																																									
		kg	lb																																																										
816-100MMRGB-H1	4"	24	53	1,110																																																									
816-150MMRGB-H1	6"	33	73	1,140																																																									
816-200MMRGB-H1	8"	50	110	1,460																																																									
816-250MMRGB-H1	10"	67	148	2,015																																																									
816-300MMRGB-H1	12"	82	179	2,410																																																									
816-350MMRGB-H1	14"	119	261	3,950																																																									
816-400MMRGB-H1	16"	162	357	4,690																																																									
816-450MMRGB-H1	18"	240	528	5,270																																																									
816-500MMRGB-H1	20"	283	624	7,090																																																									
816-600MMRGB-H1	24"	395	870	9,840																																																									
<p>Series 816 MJxMJ Rotork Gearbox Ductile Iron</p> <p>To AWWA C504 Concentric butterfly valve, Vulcanized rubber liner,</p> <p>250 PSI Bi-directional testing Size 4"-24"</p> 	<table border="1"> <tbody> <tr><td>816-100MMRGB-H2</td><td>4"</td><td>24</td><td>53</td><td>1,332</td></tr> <tr><td>816-150MMRGB-H2</td><td>6"</td><td>33</td><td>73</td><td>1,368</td></tr> <tr><td>816-200MMRGB-H2</td><td>8"</td><td>50</td><td>110</td><td>1,752</td></tr> <tr><td>816-250MMRGB-H2</td><td>10"</td><td>67</td><td>148</td><td>2,418</td></tr> <tr><td>816-300MMRGB-H2</td><td>12"</td><td>82</td><td>179</td><td>2,892</td></tr> <tr><td>816-350MMRGB-H2</td><td>14"</td><td>119</td><td>261</td><td>4,740</td></tr> <tr><td>816-400MMRGB-H2</td><td>16"</td><td>162</td><td>357</td><td>5,628</td></tr> <tr><td>816-450MMRGB-H2</td><td>18"</td><td>240</td><td>528</td><td>6,324</td></tr> <tr><td>816-500MMRGB-H2</td><td>20"</td><td>283</td><td>624</td><td>8,508</td></tr> <tr><td>816-600MMRGB-H2</td><td>24"</td><td>395</td><td>870</td><td>11,808</td></tr> </tbody> </table> <p>Specify above ground, or below ground installation when ordering</p>	816-100MMRGB-H2	4"	24	53	1,332	816-150MMRGB-H2	6"	33	73	1,368	816-200MMRGB-H2	8"	50	110	1,752	816-250MMRGB-H2	10"	67	148	2,418	816-300MMRGB-H2	12"	82	179	2,892	816-350MMRGB-H2	14"	119	261	4,740	816-400MMRGB-H2	16"	162	357	5,628	816-450MMRGB-H2	18"	240	528	6,324	816-500MMRGB-H2	20"	283	624	8,508	816-600MMRGB-H2	24"	395	870	11,808										
816-100MMRGB-H2	4"	24	53	1,332																																																									
816-150MMRGB-H2	6"	33	73	1,368																																																									
816-200MMRGB-H2	8"	50	110	1,752																																																									
816-250MMRGB-H2	10"	67	148	2,418																																																									
816-300MMRGB-H2	12"	82	179	2,892																																																									
816-350MMRGB-H2	14"	119	261	4,740																																																									
816-400MMRGB-H2	16"	162	357	5,628																																																									
816-450MMRGB-H2	18"	240	528	6,324																																																									
816-500MMRGB-H2	20"	283	624	8,508																																																									
816-600MMRGB-H2	24"	395	870	11,808																																																									
<p>Series 816 Wafer Rotork Gearbox Ductile Iron</p> <p>To AWWA C504 Concentric butterfly valve, Vulcanized rubber liner,</p> <p>250 PSI Single direction testing Size 3"-20"</p> 	<table border="1"> <tbody> <tr><td>816-080WWRGB-H1</td><td>3"</td><td>15</td><td>32</td><td>1,120</td></tr> <tr><td>816-100WWRGB-H1</td><td>4"</td><td>18</td><td>38</td><td>1,320</td></tr> <tr><td>816-150WWRGB-H1</td><td>6"</td><td>23</td><td>49</td><td>1,360</td></tr> <tr><td>816-200WWRGB-H1</td><td>8"</td><td>34</td><td>75</td><td>1,670</td></tr> <tr><td>816-250WWRGB-H1</td><td>10"</td><td>46</td><td>101</td><td>2,220</td></tr> <tr><td>816-300WWRGB-H1</td><td>12"</td><td>52</td><td>114</td><td>2,620</td></tr> <tr><td>816-350WWRGB-H1</td><td>14"</td><td>72</td><td>157</td><td>4,150</td></tr> <tr><td>816-400WWRGB-H1</td><td>16"</td><td>101</td><td>222</td><td>4,900</td></tr> <tr><td>816-450WWRGB-H1</td><td>18"</td><td>155</td><td>341</td><td>5,475</td></tr> <tr><td>816-500WWRGB-H1</td><td>20"</td><td>188</td><td>413</td><td>7,925</td></tr> </tbody> </table> <p>Specify above ground, or below ground installation when ordering</p>	816-080WWRGB-H1	3"	15	32	1,120	816-100WWRGB-H1	4"	18	38	1,320	816-150WWRGB-H1	6"	23	49	1,360	816-200WWRGB-H1	8"	34	75	1,670	816-250WWRGB-H1	10"	46	101	2,220	816-300WWRGB-H1	12"	52	114	2,620	816-350WWRGB-H1	14"	72	157	4,150	816-400WWRGB-H1	16"	101	222	4,900	816-450WWRGB-H1	18"	155	341	5,475	816-500WWRGB-H1	20"	188	413	7,925										
816-080WWRGB-H1	3"	15	32	1,120																																																									
816-100WWRGB-H1	4"	18	38	1,320																																																									
816-150WWRGB-H1	6"	23	49	1,360																																																									
816-200WWRGB-H1	8"	34	75	1,670																																																									
816-250WWRGB-H1	10"	46	101	2,220																																																									
816-300WWRGB-H1	12"	52	114	2,620																																																									
816-350WWRGB-H1	14"	72	157	4,150																																																									
816-400WWRGB-H1	16"	101	222	4,900																																																									
816-450WWRGB-H1	18"	155	341	5,475																																																									
816-500WWRGB-H1	20"	188	413	7,925																																																									
<p>Series 816 Wafer Rotork Gearbox Ductile Iron</p> <p>To AWWA C504 Concentric butterfly valve, Vulcanized rubber liner,</p> <p>250 PSI Bi-directional testing Size 3"-20"</p> 	<table border="1"> <tbody> <tr><td>816-080WWRGB-H2</td><td>3"</td><td>15</td><td>32</td><td>1,110</td></tr> <tr><td>816-100WWRGB-H2</td><td>4"</td><td>18</td><td>38</td><td>1,110</td></tr> <tr><td>816-150WWRGB-H2</td><td>6"</td><td>23</td><td>49</td><td>2,052</td></tr> <tr><td>816-200WWRGB-H2</td><td>8"</td><td>34</td><td>75</td><td>2,628</td></tr> <tr><td>816-250WWRGB-H2</td><td>10"</td><td>46</td><td>101</td><td>3,627</td></tr> <tr><td>816-300WWRGB-H2</td><td>12"</td><td>52</td><td>114</td><td>4,338</td></tr> <tr><td>816-350WWRGB-H2</td><td>14"</td><td>72</td><td>157</td><td>7,110</td></tr> <tr><td>816-400WWRGB-H2</td><td>16"</td><td>101</td><td>222</td><td>8,442</td></tr> <tr><td>816-450WWRGB-H2</td><td>18"</td><td>155</td><td>341</td><td>9,486</td></tr> <tr><td>816-500WWRGB-H2</td><td>20"</td><td>188</td><td>413</td><td>12,762</td></tr> </tbody> </table> <p>Specify above ground, or below ground installation when ordering</p>	816-080WWRGB-H2	3"	15	32	1,110	816-100WWRGB-H2	4"	18	38	1,110	816-150WWRGB-H2	6"	23	49	2,052	816-200WWRGB-H2	8"	34	75	2,628	816-250WWRGB-H2	10"	46	101	3,627	816-300WWRGB-H2	12"	52	114	4,338	816-350WWRGB-H2	14"	72	157	7,110	816-400WWRGB-H2	16"	101	222	8,442	816-450WWRGB-H2	18"	155	341	9,486	816-500WWRGB-H2	20"	188	413	12,762										
816-080WWRGB-H2	3"	15	32	1,110																																																									
816-100WWRGB-H2	4"	18	38	1,110																																																									
816-150WWRGB-H2	6"	23	49	2,052																																																									
816-200WWRGB-H2	8"	34	75	2,628																																																									
816-250WWRGB-H2	10"	46	101	3,627																																																									
816-300WWRGB-H2	12"	52	114	4,338																																																									
816-350WWRGB-H2	14"	72	157	7,110																																																									
816-400WWRGB-H2	16"	101	222	8,442																																																									
816-450WWRGB-H2	18"	155	341	9,486																																																									
816-500WWRGB-H2	20"	188	413	12,762																																																									

Type	AVK Ref. #	Size	Weight		List Price
			kg	lb	
<p>Series 816 FLxFL Above Ground Lever Operated Ductile Iron</p> <p>To AWWA C504 Concentric butterfly valve, Vulcanized rubber liner,</p> <p>150 PSI Single direction testing Size 3"-8"</p> 	816-080FFLV-L1	3"	11	24	1,110
	816-100FFLV-L1	4"	16	35	1,110
	816-150FFLV-L1	6"	23	50	1,140
	816-200FFLV-L1	8"	38	83	1,460
<p>Series 816 FLxFL Above Ground Lever Operated Ductile Iron</p> <p>To AWWA C504 Concentric butterfly valve, Vulcanized rubber liner,</p> <p>150 PSI Bi-directional testing Size 3"-8"</p> 	816-080FFLV-L2	3"	11	24	1,110
	816-100FFLV-L2	4"	16	35	1,110
	816-150FFLV-L2	6"	23	50	1,368
	816-200FFLV-L2	8"	38	83	1,752
<p>Series 816 Wafer Above Ground Lever Operated Ductile Iron</p> <p>To AWWA C504 Concentric butterfly valve, Vulcanized rubber liner,</p> <p>150 PSI Single direction testing Size 3"-8"</p> 	816-080WWLV-L1	3"	5	10	840
	816-100WWLV-L1	4"	8	16	990
	816-150WWLV-L1	6"	13	27	1,020
	816-200WWLV-L1	8"	18	40	1,253
<p>Series 816 Wafer Above Ground Lever Operated Ductile Iron</p> <p>To AWWA C504 Concentric butterfly valve, Vulcanized rubber liner,</p> <p>150 PSI Bi-directional testing Size 3"-8"</p> 	816-080WWLV-L2	3"	5	10	1,110
	816-100WWLV-L2	4"	8	16	1,110
	816-150WWLV-L2	6"	13	27	2,052
	816-200WWLV-L2	8"	18	40	2,628

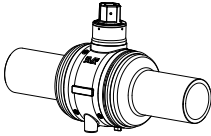
HDPE

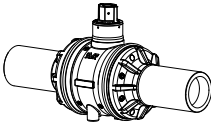
FUSIBLE VALVES

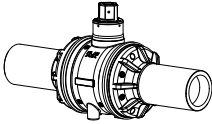
HDPE FUSIBLE VALVES

HDPE FUSIBLE VALVE ACRONYMS :

- ANSI - American National Standards Institute**
- ASME - American Society of Mechanical Engineers**
- BALL - Ball Valve**
- BFV - Butterfly Valve**
- CKV - Check Valve**
- DCV - Dual Containment Valve**
- DIPS - Ductile Iron Pipe Size**
- EPDM - Ethylene Propylene Diene Monomer**
- HDPE - High Density Polyethylene**
- IPS - Iron Pipe Size**
- NBR - Nitrile Butyl Rubber**
- PE - Polyethylene**
- SDR - Standard Dimension Ratio**
- SS - Stainless Steel**

Type	AVK Ref. #	Size	Weight		List Price SDR 11	
			kg	lb		
Series 85/BALL/PEBV/DR11 Universal HDPE Fusible End Ball Valve SDR 11 IPS (Standard) PE 100 HDPE Ball NBR Seat Size 3/4"-6"		85-020-PEBV-DR11	0.75"	1	2	85
	85-025-PEBV-DR11	1"	1	2	85	
	85-040-PEBV-DR11	1.5"	2	4	150	
	85-050-PEBV-DR11	2"	3	6	168	
	85-080-PEBV-DR11	3"	6	14	346	
	85-100-PEBV-DR11	4"	9	20	445	
	85-150-PEBV-DR11	6"	21	45	1,220	

Type	AVK Ref. #	Size	Weight		List Price SDR 9	
			kg	lb		
Series 85/BALL/PEBV/DR9 Universal HDPE Fusible End Ball Valve DR 9 IPS (Standard) PE 100 HDPE Ball NBR Seat Size 2"-6"		85-050-PEBV-DR9	2"	3	6	189
	85-080-PEBV-DR9	3"	6	14	340	
	85-100-PEBV-DR9	4"	9	20	501	
	85-150-PEBV-DR9	6"	22	48	1,373	

Type	AVK Ref. #	Size	Weight		List Price SDR 7	
			kg	lb		
Series 85/BALL/PEBV/DR7 Universal HDPE Fusible End Ball Valve DR 7 IPS (Standard) PE 100 HDPE Ball NBR Seat Size 2"-6"		85-050-PEBV-DR7	2"	3	6	210
	85-080-PEBV-DR7	3"	6	14	433	
	85-100-PEBV-DR7	4"	9	20	557	
	85-150-PEBV-DR7	6"	22	48	1,525	

AMERICAN AVK

WARRANTY INFORMATION

When claiming warranty issues, please provide serial number(s), of the item(s), to your territory manager. The territory rep may also require pictures and or other information regarding the product(s) prior to return to the manufacturing facility for repairs or replacement.



AMERICAN AVK COMPANY TEN (10) YEAR WARRANTY RESILIENT WEDGE GATE VALVES

American AVK Company warrants its Series 03, Series 25, Series 45, Series 55, Series 65, and Series 66 Resilient Wedge Gate Valves to be free from defects in workmanship and materials for a period of ten (10) years from the date of shipment from American AVK Company. American AVK Company shall have no obligation under this warranty unless it is notified of claims hereunder promptly and in writing upon discovery thereof and within the warranty period, and unless the product is delivered to the American AVK Company facility within thirty (30) days of such notice.

American AVK shall have the right to inspect said product before it is removed from installation. If the product is removed from installation prior to approval from American AVK this warranty shall be void.

As to motors, gearing or accessory equipment purchased by American AVK Company from others manufacturers, and used or incorporated into American AVK Company's products, those manufacturers' warranties shall apply.

American AVK Company will honor all reasonable costs to repair or replace any American AVK Company Resilient Wedge Gate Valve found to be defective.

American AVK Company's sole responsibility shall be, in its sole discretion, to replace the product with the same or a similar product, repair the product, or refund the price paid for the product provided the product has been properly applied and used under normal service and under conditions for which it is designed. American AVK Company shall not be liable for indirect, special, incidental, or consequential damage or penalties and does not assume any liability of purchase to others or to anyone for injury to persons or property.

THIS IS THE EXCLUSIVE WARRANTY GIVEN IN CONNECTION WITH THE SALE OF THIS PRODUCT. THERE ARE NO OTHER WARRANTIES, EXPRESSED OR IMPLIED, INCLUDING EXPRESSED OR IMPLIED WARRANTY OF MERCHANTABILITY, OR ANY EXPRESSED OR IMPLIED WARRANTY OF SUITABILITY FOR ANY PARTICULAR PURPOSE, GIVEN BY AMERICAN AVK COMPANY IN CONNECTION WITH THIS PRODUCT.

American AVK Company

2155 Meridian Blvd
Minden, NV 89423

Tel: (775) 552-1400
Fax: (775) 783-1031

sales@avkus.com
www.americanavk.com

Expect... The logo for American AVK Company, featuring the letters 'AVK' in a bold, blue, stylized font. The 'A' and 'V' are connected, and the 'K' is separate.



AMERICAN AVK COMPANY TEN (10) YEAR WARRANTY DRY BARREL FIRE HYDRANTS

American AVK Company warrants all models of Series 2700 and Series 2780 Dry Barrel Fire Hydrants to be free from defects in workmanship and materials for a period of ten (10) years from the date of shipment from American AVK Company. American AVK Company shall have no obligation under this warranty unless it is notified of claims hereunder promptly and in writing upon discovery thereof and within the warranty period, and unless the product is delivered to an American AVK Company facility within thirty (30) days of such notice.

American AVK shall have the right to inspect said product before it is removed from installation. If the product is removed from installation prior to approval from American AVK this warranty shall be void.

As to motors, gearing or accessory equipment purchased by American AVK Company from others manufacturers, and used or incorporated into American AVK Company's products, those manufacturers' warranties shall apply.

American AVK Company will honor all reasonable costs to repair or replace any American AVK Company Dry Barrel Fire Hydrant found to be defective.

American AVK Company's sole responsibility shall be, in its sole discretion, to replace the product with the same or a similar product, repair the product, or refund the price paid for the product provided the product has been properly applied and used under normal service and under conditions for which it is designed. American AVK Company shall not be liable for indirect, special, incidental, or consequential damage or penalties and does not assume any liability of purchase to others or to anyone for injury to persons or property.

THIS IS THE EXCLUSIVE WARRANTY GIVEN IN CONNECTION WITH THE SALE OF THIS PRODUCT. THERE ARE NO OTHER WARRANTIES, EXPRESSED OR IMPLIED, INCLUDING EXPRESSED OR IMPLIED WARRANTY OF MERCHANTABILITY, OR ANY EXPRESSED OR IMPLIED WARRANTY OF SUITABILITY FOR ANY PARTICULAR PURPOSE, GIVEN BY AMERICAN AVK COMPANY IN CONNECTION WITH THIS PRODUCT.

American AVK Company

2155 Meridian Blvd
Minden, NV 89423

Tel: (775) 552-1400
Fax: (775) 783-1031

sales@avkus.com
www.americanavk.com





AMERICAN AVK COMPANY ONE (1) WARRANTY YEAR SERIES 3400/3480 POST INDICATOR

American AVK Company warrants its Series 3400 and 3480 Post Indicator to be free from defects in workmanship and materials for a period of one (1) year from the date of shipment from American AVK Company. American AVK Company shall have no obligation under this warranty unless it is notified of claims hereunder promptly and in writing upon discovery thereof and within the warranty period, and unless the product is delivered to American AVK Company within thirty (30) days of such notice.

American AVK shall have the right to inspect said product before it is removed from installation. If the product is removed from installation prior to approval from American AVK this warranty shall be void.

As to motors, gearing or accessory equipment purchased by American AVK Company from other manufacturers, and used or incorporated into American AVK Company's products, those manufacturers' warranties shall apply.

American AVK Company's sole responsibility shall be, in its sole discretion, to replace the product with the same or a similar product, repair the product, or refund the price paid for the product provided the product has been properly applied and used under normal service and under conditions for which it is designed. American AVK Company shall not be liable for indirect, special, incidental, or consequential damage or penalties and does not assume any liability of purchase to others or to anyone for injury to persons or property.

THIS IS THE EXCLUSIVE WARRANTY GIVEN IN CONNECTION WITH THE SALE OF THIS PRODUCT. THERE ARE NO OTHER WARRANTIES, EXPRESSED OR IMPLIED, INCLUDING EXPRESSED OR IMPLIED WARRANTY OF MERCHANTABILITY, OR ANY EXPRESSED OR IMPLIED WARRANTY OF SUITABILITY FOR ANY PARTICULAR PURPOSE, GIVEN BY AMERICAN AVK COMPANY IN CONNECTION WITH THIS PRODUCT.

American AVK Company

2155 Meridian Blvd
Minden, NV 89423

Tel: (775) 552-1400
Fax: (775) 783-1031

sales@avkus.com
www.americanavk.com





AMERICAN AVK COMPANY WARRANTY SERIES 41/45-41/50 CHECK VALVES

American AVK Company warrants its Series 41/45 and 41/50 Check Valves to be free from defects in workmanship and materials for a period of one (1) year from the date of shipment from American AVK Company. American AVK Company shall have no obligation under this warranty unless it is notified of claims hereunder promptly and in writing upon discovery thereof and within the warranty period, and unless the product is delivered to American AVK Company within thirty (30) days of such notice.

American AVK shall have the right to inspect said product before it is removed from installation. If the product is removed from installation prior to approval from American AVK this warranty shall be void.

As to motors, gearing or accessory equipment purchased by American AVK Company from other manufacturers, and used or incorporated into American AVK Company's products, those manufacturers' warranties shall apply.

American AVK Company's sole responsibility shall be, in its sole discretion, to replace the product with the same or a similar product, repair the product, or refund the price paid for the product provided the product has been properly applied and used under normal service and under conditions for which it is designed. American AVK Company shall not be liable for indirect, special, incidental, or consequential damage or penalties and does not assume any liability of purchase to others or to anyone for injury to persons or property.

THIS IS THE EXCLUSIVE WARRANTY GIVEN IN CONNECTION WITH THE SALE OF THIS PRODUCT. THERE ARE NO OTHER WARRANTIES, EXPRESSED OR IMPLIED, INCLUDING EXPRESSED OR IMPLIED WARRANTY OF MERCHANTABILITY, OR ANY EXPRESSED OR IMPLIED WARRANTY OF SUITABILITY FOR ANY PARTICULAR PURPOSE, GIVEN BY AMERICAN AVK COMPANY IN CONNECTION WITH THIS PRODUCT.

American AVK Company

2155 Meridian Blvd
Minden, NV 89423

Tel: (775) 552-1400
Fax: (775) 783-1031

sales@avkus.com
www.americanavk.com





AMERICAN AVK COMPANY WARRANTY

SERIES 53 BALL CHECK VALVES

American AVK Company warrants its Series 53 Ball Check Valves to be free from defects in workmanship and materials for a period of one (1) year from the date of shipment from American AVK Company. American AVK Company shall have no obligation under this warranty unless it is notified of claims hereunder promptly and in writing upon discovery thereof and within the warranty period, and unless the product is delivered to American AVK Company within thirty (30) days of such notice.

American AVK shall have the right to inspect said product before it is removed from installation. If the product is removed from installation prior to approval from American AVK this warranty shall be void.

As to motors, gearing or accessory equipment purchased by American AVK Company from other manufacturers, and used or incorporated into American AVK Company's products, those manufacturers' warranties shall apply.

American AVK Company's sole responsibility shall be, in its sole discretion, to replace the product with the same or a similar product, repair the product, or refund the price paid for the product provided the product has been properly applied and used under normal service and under conditions for which it is designed. American AVK Company shall not be liable for indirect, special, incidental, or consequential damage or penalties and does not assume any liability of purchase to others or to anyone for injury to persons or property.

THIS IS THE EXCLUSIVE WARRANTY GIVEN IN CONNECTION WITH THE SALE OF THIS PRODUCT. THERE ARE NO OTHER WARRANTIES, EXPRESSED OR IMPLIED, INCLUDING EXPRESSED OR IMPLIED WARRANTY OF MERCHANTABILITY, OR ANY EXPRESSED OR IMPLIED WARRANTY OF SUITABILITY FOR ANY PARTICULAR PURPOSE, GIVEN BY AMERICAN AVK COMPANY IN CONNECTION WITH THIS PRODUCT.

American AVK Company

2155 Meridian Blvd
Minden, NV 89423

Tel: (775) 552-1400
Fax: (775) 783-1031

sales@avkus.com
www.americanavk.com





AMERICAN AVK COMPANY WARRANTY SERIES 67 POST HYDRANT

American AVK Company warrants its Series 67 Post Hydrant to be free from defects in workmanship and materials for a period of one (1) year from the date of shipment from American AVK Company. American AVK Company shall have no obligation under this warranty unless it is notified of claims hereunder promptly and in writing upon discovery thereof and within the warranty period, and unless the product is delivered to American AVK Company within thirty (30) days of such notice.

American AVK shall have the right to inspect said product before it is removed from installation. If the product is removed from installation prior to approval from American AVK this warranty shall be void.

As to motors, gearing or accessory equipment purchased by American AVK Company from other manufacturers, and used or incorporated into American AVK Company's products, those manufacturers' warranties shall apply.

American AVK Company's sole responsibility shall be, in its sole discretion, to replace the product with the same or a similar product, repair the product, or refund the price paid for the product provided the product has been properly applied and used under normal service and under conditions for which it is designed. American AVK Company shall not be liable for indirect, special, incidental, or consequential damage or penalties and does not assume any liability of purchase to others or to anyone for injury to persons or property.

THIS IS THE EXCLUSIVE WARRANTY GIVEN IN CONNECTION WITH THE SALE OF THIS PRODUCT. THERE ARE NO OTHER WARRANTIES, EXPRESSED OR IMPLIED, INCLUDING EXPRESSED OR IMPLIED WARRANTY OF MERCHANTABILITY, OR ANY EXPRESSED OR IMPLIED WARRANTY OF SUITABILITY FOR ANY PARTICULAR PURPOSE, GIVEN BY AMERICAN AVK COMPANY IN CONNECTION WITH THIS PRODUCT.

American AVK Company

2155 Meridian Blvd
Minden, NV 89423

Tel: (775) 552-1400
Fax: (775) 783-1031

sales@avkus.com
www.americanavk.com





AMERICAN AVK COMPANY WARRANTY TAMPERGUARD HYDRANT LOCK

American AVK Company warrants its TamperGuard Hydrant Lock to be free from defects in workmanship and materials for a period of one (1) year from the date of shipment from American AVK Company. American AVK Company shall have no obligation under this warranty unless it is notified of claims hereunder promptly and in writing upon discovery thereof and within the warranty period, and unless the product is delivered to American AVK Company within thirty (30) days of such notice.

American AVK shall have the right to inspect said product before it is removed from installation. If the product is removed from installation prior to approval from American AVK this warranty shall be void.

As to motors, gearing or accessory equipment purchased by American AVK Company from other manufacturers, and used or incorporated into American AVK Company's products, those manufacturers' warranties shall apply.

American AVK Company's sole responsibility shall be, in its sole discretion, to replace the product with the same or a similar product, repair the product, or refund the price paid for the product provided the product has been properly applied and used under normal service and under conditions for which it is designed. American AVK Company shall not be liable for indirect, special, incidental, or consequential damage or penalties and does not assume any liability of purchase to others or to anyone for injury to persons or property.

THIS IS THE EXCLUSIVE WARRANTY GIVEN IN CONNECTION WITH THE SALE OF THIS PRODUCT. THERE ARE NO OTHER WARRANTIES, EXPRESSED OR IMPLIED, INCLUDING EXPRESSED OR IMPLIED WARRANTY OF MERCHANTABILITY, OR ANY EXPRESSED OR IMPLIED WARRANTY OF SUITABILITY FOR ANY PARTICULAR PURPOSE, GIVEN BY AMERICAN AVK COMPANY IN CONNECTION WITH THIS PRODUCT.

American AVK Company

2155 Meridian Blvd
Minden, NV 89423

Tel: (775) 552-1400
Fax: (775) 783-1031

sales@avkus.com
www.americanavk.com





AMERICAN AVK COMPANY TEN (10) YEAR WARRANTY FLOWGUARD I HYDRANT CHECK VALVE

American AVK Company warrants its Series 279C FlowGuard I Hydrant Check Valve to be free from defects in workmanship and materials for a period of ten (10) years from the date of shipment from American AVK Company. American AVK Company shall have no obligation under this warranty unless it is notified of claims hereunder promptly and in writing upon discovery thereof and within the warranty period, and unless the product is delivered to an American AVK Company facility within thirty (30) days of such notice.

American AVK shall have the right to inspect said product before it is removed from installation. If the product is removed from installation prior to approval from American AVK this warranty shall be void.

As to motors, gearing or accessory equipment purchased by American AVK Company from others manufacturers, and used or incorporated into American AVK Company's products, those manufacturers' warranties shall apply.

American AVK Company will honor all reasonable costs to repair or replace any American AVK Company Dry Barrel Fire Hydrant found to be defective.

American AVK Company's sole responsibility shall be, in its sole discretion, to replace the product with the same or a similar product, repair the product, or refund the price paid for the product provided the product has been properly applied and used under normal service and under conditions for which it is designed. American AVK Company shall not be liable for indirect, special, incidental, or consequential damage or penalties and does not assume any liability of purchase to others or to anyone for injury to persons or property.

THIS IS THE EXCLUSIVE WARRANTY GIVEN IN CONNECTION WITH THE SALE OF THIS PRODUCT. THERE ARE NO OTHER WARRANTIES, EXPRESSED OR IMPLIED, INCLUDING EXPRESSED OR IMPLIED WARRANTY OF MERCHANTABILITY, OR ANY EXPRESSED OR IMPLIED WARRANTY OF SUITABILITY FOR ANY PARTICULAR PURPOSE, GIVEN BY AMERICAN AVK COMPANY IN CONNECTION WITH THIS PRODUCT.

American AVK Company

2155 Meridian Blvd
Minden, NV 89423

Tel: (775) 552-1400
Fax: (775) 783-1031

sales@avkus.com
www.americanavk.com





AMERICAN AVK COMPANY ONE (1) YEAR WARRANTY ECCENTRIC PLUG VALVES

American AVK Company warrants its Series 764 Eccentric Plug Valves to be free from defects in workmanship and materials for a period of ten 1 year from the date of shipment from American AVK Company. American AVK Company shall have no obligation under this warranty unless it is notified of claims hereunder promptly and in writing upon discovery thereof and within the warranty period, and unless the product is delivered to the American AVK Company facility within thirty (30) days of such notice.

American AVK shall have the right to inspect said product before it is removed from installation. If the product is removed from installation prior to approval from American AVK this warranty shall be void.

As to motors, gearing or accessory equipment purchased by American AVK Company from others manufacturers, and used or incorporated into American AVK Company's products, those manufacturers' warranties shall apply.

American AVK Company will honor all reasonable costs to repair or replace any American AVK Company Eccentric Plug Valve found to be defective.

American AVK Company's sole responsibility shall be, in its sole discretion, to replace the product with the same or a similar product, repair the product, or refund the price paid for the product provided the product has been properly applied and used under normal service and under conditions for which it is designed. American AVK Company shall not be liable for indirect, special, incidental, or consequential damage or penalties and does not assume any liability of purchase to others or to anyone for injury to persons or property.

THIS IS THE EXCLUSIVE WARRANTY GIVEN IN CONNECTION WITH THE SALE OF THIS PRODUCT. THERE ARE NO OTHER WARRANTIES, EXPRESSED OR IMPLIED, INCLUDING EXPRESSED OR IMPLIED WARRANTY OF MERCHANTABILITY, OR ANY EXPRESSED OR IMPLIED WARRANTY OF SUITABILITY FOR ANY PARTICULAR PURPOSE, GIVEN BY AMERICAN AVK COMPANY IN CONNECTION WITH THIS PRODUCT.

American AVK Company

2155 Meridian Blvd
Minden, NV 89423

Tel: (775) 552-1400
Fax: (775) 783-1031

sales@avkus.com
www.americanavk.com





AMERICAN AVK COMPANY ONE (1) YEAR WARRANTY DOUBLE ECCENTRIC BUTTERFLY VALVES

American AVK Company warrants its Series 766 Double Eccentric Butterfly Valves to be free from defects in workmanship and materials for a period of one 1 year from the date of shipment from American AVK Company. American AVK Company shall have no obligation under this warranty unless it is notified of claims hereunder promptly and in writing upon discovery thereof and within the warranty period, and unless the product is delivered to the American AVK Company facility within thirty (30) days of such notice.

American AVK shall have the right to inspect said product before it is removed from installation. If the product is removed from installation prior to approval from American AVK this warranty shall be void.

As to motors, gearing or accessory equipment purchased by American AVK Company from others manufacturers, and used or incorporated into American AVK Company's products, those manufacturers' warranties shall apply.

American AVK Company will honor all reasonable costs to repair or replace any American AVK Company Double Eccentric Butterfly Valve found to be defective.

American AVK Company's sole responsibility shall be, in its sole discretion, to replace the product with the same or a similar product, repair the product, or refund the price paid for the product provided the product has been properly applied and used under normal service and under conditions for which it is designed. American AVK Company shall not be liable for indirect, special, incidental, or consequential damage or penalties and does not assume any liability of purchase to others or to anyone for injury to persons or property.

THIS IS THE EXCLUSIVE WARRANTY GIVEN IN CONNECTION WITH THE SALE OF THIS PRODUCT. THERE ARE NO OTHER WARRANTIES, EXPRESSED OR IMPLIED, INCLUDING EXPRESSED OR IMPLIED WARRANTY OF MERCHANTABILITY, OR ANY EXPRESSED OR IMPLIED WARRANTY OF SUITABILITY FOR ANY PARTICULAR PURPOSE, GIVEN BY AMERICAN AVK COMPANY IN CONNECTION WITH THIS PRODUCT.

American AVK Company

2155 Meridian Blvd
Minden, NV 89423

Tel: (775) 552-1400
Fax: (775) 783-1031

sales@avkus.com
www.americanavk.com





AMERICAN AVK COMPANY ONE (1) YEAR WARRANTY CONCENTRIC BUTTERFLY VALVES

American AVK Company warrants its Series 816 Concentric Butterfly Valves to be free from defects in workmanship and materials for a period of one (1) year from the date of shipment from American AVK Company. American AVK Company shall have no obligation under this warranty unless it is notified of claims hereunder promptly and in writing upon discovery thereof and within the warranty period, and unless the product is delivered to the American AVK Company facility within thirty (30) days of such notice.

American AVK shall have the right to inspect said product before it is removed from installation. If the product is removed from installation prior to approval from American AVK this warranty shall be void.

As to motors, gearing or accessory equipment purchased by American AVK Company from other manufacturers, and used or incorporated into American AVK Company's products, those manufacturers' warranties shall apply.

American AVK Company will honor all reasonable costs to repair or replace any American AVK Company Concentric Butterfly Valve found to be defective.

American AVK Company's sole responsibility shall be, in its sole discretion, to replace the product with the same or a similar product, repair the product, or refund the price paid for the product provided the product has been properly applied and used under normal service and under conditions for which it is designed. American AVK Company shall not be liable for indirect, special, incidental, or consequential damage or penalties and does not assume any liability of purchase to others or to anyone for injury to persons or property.

THIS IS THE EXCLUSIVE WARRANTY GIVEN IN CONNECTION WITH THE SALE OF THIS PRODUCT. THERE ARE NO OTHER WARRANTIES, EXPRESSED OR IMPLIED, INCLUDING EXPRESSED OR IMPLIED WARRANTY OF MERCHANTABILITY, OR ANY EXPRESSED OR IMPLIED WARRANTY OF SUITABILITY FOR ANY PARTICULAR PURPOSE, GIVEN BY AMERICAN AVK COMPANY IN CONNECTION WITH THIS PRODUCT.

American AVK Company

2155 Meridian Blvd
Minden, NV 89423

Tel: (775) 552-1400
Fax: (775) 783-1031

sales@avkus.com
www.americanavk.com



