

## SERIES 41 – SWING

# CHECK VALVE OPTIONS

### SERIES 41 – SWING CHECK VALVE OPTIONS

• Actuation

- D - Dual Lever & Weight
- P - Plain Hinge - No Lever ( Standard )
- S - Lever & Spring
- W - Lever & Weight

• Lever Location ( When looking down stream )

- Right Hand ( Standard )
- Left Hand

• Seating

- Resilient to Epoxy Coated Iron
- Resilient to Bronze
- Bronze to Bronze

• Bolting

- 304 Stainless Steel ( Standard )
- 316 Stainless Steel

• Boss Drilling

- RH side down stream
- RH side and bottom
- LH side down stream
- LH side and bottom
- Both sides
- Both sides and bottom
- RH side up stream
- LH side up stream
- Special

• Coating

- Fusion Bonded Epoxy, 8 mils minimum thickness: to AWWA C550 ( Standard )
- Holiday Free Interior
- Holiday Free Exterior
- Holiday Free Interior & Exterior

- Special Options – All special options must be approved by AVK

Customer: \_\_\_\_\_

Municipality: \_\_\_\_\_

Engineer: \_\_\_\_\_

Requested By: \_\_\_\_\_

Date: \_\_\_\_\_

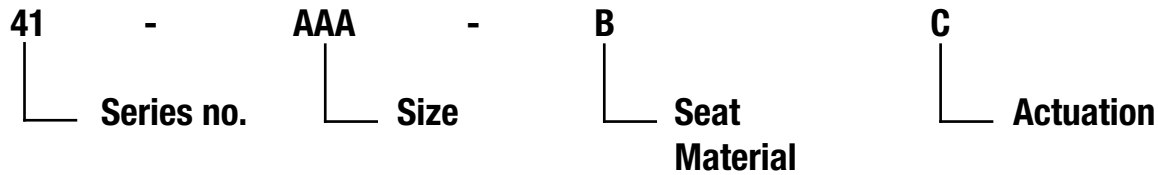
Approval Name: \_\_\_\_\_

Signature: \_\_\_\_\_

Title: \_\_\_\_\_

SERIES 41 & 53 , CHECK VALVES

## American AVK Swing Check Valve Class Code/ Ref. # / Breakdown



- 080 - 3"
- 100 - 4"
- 150 - 6"
- 200 - 8"
- 250 - 10"
- 300 - 12"

- C - Combination\*
- M - Metal
- R - Rubber

- D - Dual Lever & Weight
- P - Plain (Standard)
- S - Lever & Spring
- W - Lever & Weight

\* Combination - resilient disc to bronze seated body

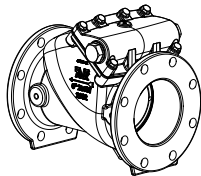
### SERIES 41, SWING CHECK VALVE ACRONYMS :

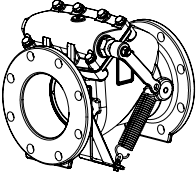
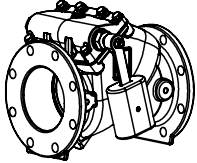
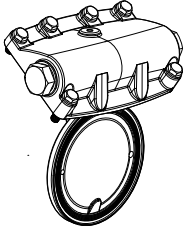
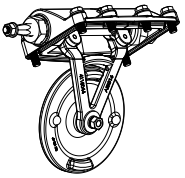
- ANSI - American National Standards Institute
- ASME - American Society of Mechanical Engineers
- AWWA - American Water Works Association
- DI - Ductile Iron
- EPDM - Ethylene Propylene Diene Monomer
- FL - Flange
- SS - Stainless Steel

# SERIES 41, SWING CHECK VALVES

SERIES 41 & 53, CHECK VALVES

Type	AVK Ref. #	Size	Weight		Price US \$
			kg	lb	
<b>Series 41/RP</b> <b>Plain – Standard</b> <b>(Without Lever &amp; Weight)</b> <b>Ductile Iron</b>  To AWWA C508 Swing check valve, Resilient seated, flanged ends to ASME B 16.42, class 150 250 PSI Size 3"-12"	Without lever & weight				
	41-080-RP	3"	15	34	1,379
	41-100-RP	4"	22	48	1,703
	41-150-RP	6"	38	84	2,555
	41-200-RP	8"	68	150	3,779
	41-250-RP	10"	204	450	6,709
	41-300-RP	12"	267	590	10,499
For 316 stainless steel bolting add \$121- 3",4", \$161 - 6", \$201 - 8", \$241 - 10"-12"					



Type	AVK Ref. #	Size	Weight		Price US \$	
			kg	lb		
<b>Series 41/XS</b> <b>With Lever &amp; Spring</b> <b>Ductile Iron</b>  To AWWA C508 Swing check valve, Resilient seated, flanged ends to ASME B 16.42, class 150 250 PSI Size 3"-12"		41-080-RS	3"	15	34	2,201
	41-100-RS	4"	22	48	2,593	
	41-150-RS	6"	38	84	3,487	
	41-200-RS	8"	68	150	5,283	
	41-250-RS	10"	204	450	8,475	
	41-300-RS	12"	267	590	12,187	
	Specify Right or Left side mounting when ordering For 316 stainless steel bolting add \$121- 3",4", \$161 - 6", \$201 - 8", \$241 - 10"-12"					
<b>Series 41/XW</b> <b>With Lever &amp; Weight</b> <b>Ductile Iron</b>  To AWWA C508 Swing check valve, Resilient seated, flanged ends to ASME B 16.42, class 150 250 PSI Size 3"-12"		41-080-RW	3"	15	34	2,201
		41-100-RW	4"	22	48	2,593
		41-150-RW	6"	38	84	3,487
		41-200-RW	8"	68	150	5,283
		41-250-RW	10"	204	450	8,475
		41-300-RW	12"	267	590	12,187
		41-XXX-XD – for Dual Lever & Weight, add 10% to pricing above Specify Right or Left side mounting when ordering For 316 stainless steel bolting add \$121- 3",4", \$161 - 6", \$201 - 8", \$241 - 10"-12"				
<b>Check Valve Plain</b> <b>Head Assemblies</b>  	41-080-5227	3"			508	
	41-100-5227	4"			598	
	41-150-5227	6"			805	
	41-200-5227	8"			1,219	
	41-250-5227	10"			1,956	
	41-300-5227	12"			2,812	
	For 316 stainless steel bolting add \$121- 3",4", \$161 - 6", \$201 - 8", \$241 - 10"-12" Use parts discount					
<b>Check Valve Lever &amp;</b> <b>Weight or Lever &amp; Spring</b> <b>Head Assemblies</b>  	With lever & weight or lever & spring					
	41-080-5224	3"			661	
	41-100-5224	4"			778	
	41-150-5224	6"			1,047	
	41-200-5224	8"			1,585	
	41-250-5224	10"			2,543	
	41-300-5224	12"			3,656	
Specify Lever & Weight or Lever & Spring Specify Right or Left side mounting when ordering For 316 stainless steel bolting add \$121- 3",4", \$161 - 6", \$201 - 8", \$241 - 10"-12" Use parts discount						