

**AMERICAN AVK RESILIENT SEATED DUCTILE IRON GATE VALVE  
FOR FIRE PROTECTION, 250 PSI rated working pressure (OS&Y)  
IPS Grooved End according to AWWA C606 x Flanged - Valve sizes 2.5" - 8"**

**45/GFO  
GRxFL**

**Use:**

For water to maximum 160°F.

**Tests:**

Hydraulic tests:

Shell Test: 500 PSI

Seat Test: 375 PSI

Operating Torque Test

**Optional Materials:**

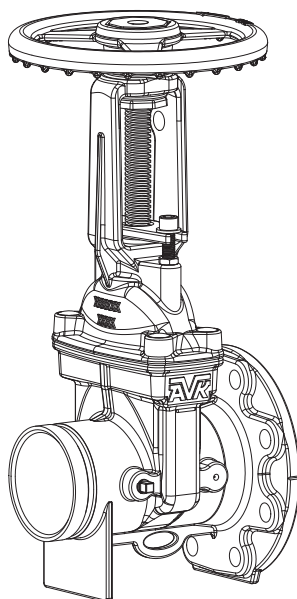
Bonnet Bolts	Stainless Steel - 304 sealed with hot melt Stainless Steel - 316 sealed with hot melt
Gland Bolts	Stainless Steel - 304 Hexagon bolt Stainless Steel - 316 sealed with hot melt
Coating	PUR
Tapping Plug	Specify other than standard

**Standard Materials:**

Body, Bonnet, Gland Follower, Handwheel	Ductile iron ASTM A536
Coating	Electrostatically applied fusion- bonded epoxy-resin
Stem	Standard: 304 stainless steel ASTM A276
Wedge	Ductile iron ASTM A536 encapsulated with EPDM-rubber compound and Nylon Wedge Shoes
2 Piece Stem Nut Wedge Nut, Anti-Friction Washer	Bronze
Bonnet Bolts	Zinc plated steel sealed with hot melt
Gland Follower Bolts	Zinc plated steel
Bonnet Gasket, O-Rings	NBR

**Approvals:**

UL/ULC Listed  
FM Approved

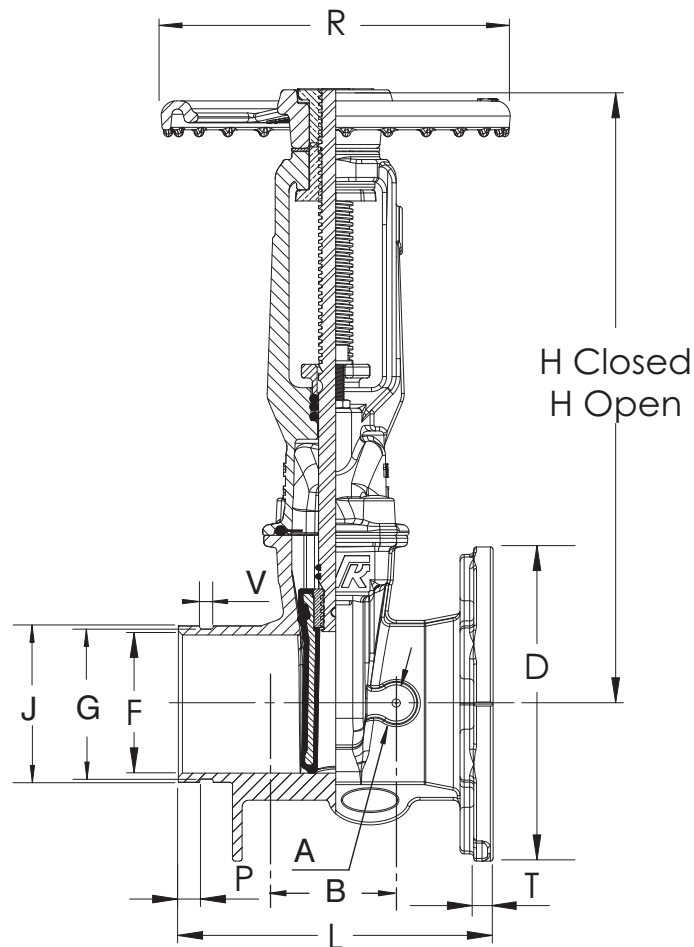
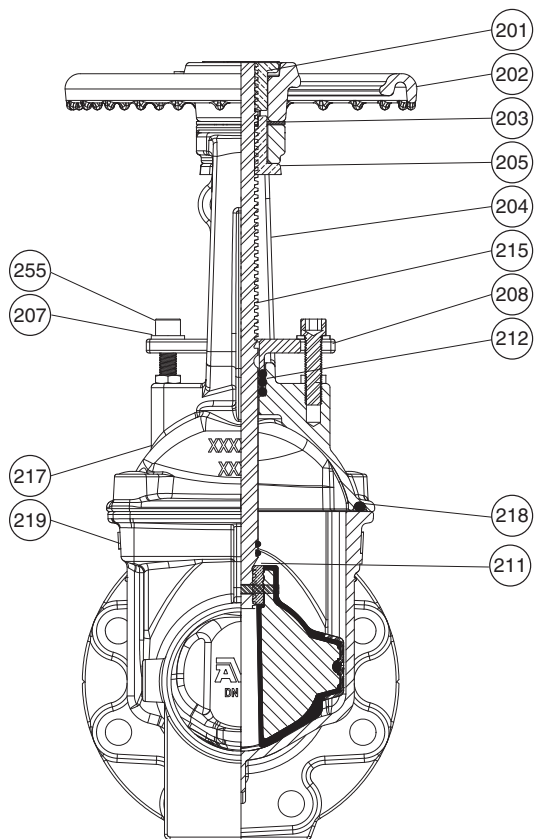


**AMERICAN AVK RESILIENT SEATED DUCTILE IRON GATE VALVE  
FOR FIRE PROTECTION, 250 PSI rated working pressure (OS&Y)  
IPS Grooved End according to AWWA C606 x Flanged - Valve sizes 2.5" - 8"**

**45/GFO  
GRxFL**

**Component List:**

- |                           |                                 |                               |
|---------------------------|---------------------------------|-------------------------------|
| 201. Upper Stem Nut       | 207. Gland Follower/Yoke Washer | 216. Bonnet Bolts (Not Shown) |
| 202. OS&Y Handwheel       | 208. Gland Follower             | 217. Bonnet                   |
| 203. Anti-Friction Washer | 211. Stem Seal O-Ring           | 218. Bonnet Gasket            |
| 204. Yoke                 | 212. Inner Bushing O-Ring       | 219. Body                     |
| 205. Lower Stem Nut       | 215. OS&Y Stem Assembly         | 255. Gland Follower Bolt      |



Ref. nos.	Size	A	B	D	F	G	H		J	K	L	N	P	R	T	V	Flange Holes	Turns to Open	Wt. Lbs.
							open	closed											
145-065-GFO	2.5"	1.18"	2.83	7.00"	2.50"	2.70"	19.69"	16.69"	2.85"	5.50"	7.50"	0.75"	0.62"	7.00"	0.71"	0.34"	4	19	23
145-080-GFO	3"	1.18"	3.15"	7.50"	3.00"	3.30"	22.10"	18.87"	3.48"	6.00"	8.00"	0.75"	0.62"	7.00"	0.79"	0.34"	4	21	30
145-100-GFO	4"	1.18"	3.46"	9.00"	4.00"	4.29"	26.81"	22.51"	4.48"	7.50"	9.00"	0.75"	0.61"	10.00"	1.00"	0.39"	8	22	41
145-150-GFO	6"	1.57"	4.09"	11.00"	6.00"	6.42"	35.28"	29.33"	6.61"	9.50"	10.50"	0.88"	0.61"	12.00"	1.06"	0.39"	8	31	94
145-200-GFO	8"	1.57"	4.09"	13.50"	8.00"	8.40"	44.68"	36.89"	8.61"	11.75"	11.50"	0.88"	0.74"	14.00"	1.14"	0.45"	8	34	184

