

**American AVK Resilient Wedge Gate Valve Class Code/ Ref. # / Breakdown**

<b>AA</b>	<b>-</b>	<b>BBB</b>	<b>-</b>	<b>CC</b>	<b>-</b>	<b>D</b>
<b>Series no.</b>		<b>Valve size</b>		<b>Flange config.</b>		<b>Stem type/Option</b>
03 - Small Ductile		032 - 1" *		EE - PExPE		C - Cut-in
18 - Combitee		040 - 1.25" *		FF - FLxFL		F - Fitting
25 - Full Wall Grey Iron		050 - 2"		GG - GRxGR		H - High Pressure
45 - Full Wall Ductile		063 - 2" *		II - IPSxIPS		N - NRS
55 - Large Diameter Ductile		065 - 2.5"		HF - HYxFL		O - OS&Y
65 - Reduced Wall Ductile		070 - 2.5" *		HH - HYxHY		P - PIV
66 - HDPE Ends Ductile		080 - 3"		ME - MJxPE		T - Tapping
		090 - 3" *		MF - MJxFL		
		100 - 4"		MM - MJxMJ		
		150 - 6"		PF - POxFL		
		200 - 8"		PP - POxPO		
		250 - 10"		TT - NPTxNPT		
		300 - 12"				
		350 - 14"				
		400 - 16"				
		450 - 18"				
		500 - 20"				
		600 - 24"				
		800 - 30"				
		900 - 36"				

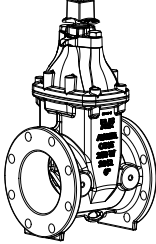
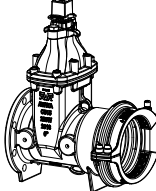
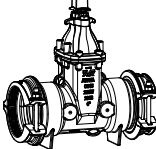
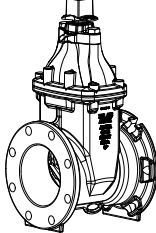
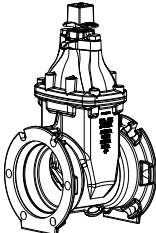
\* For Series 03 only

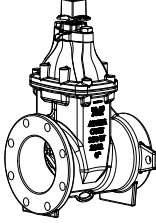
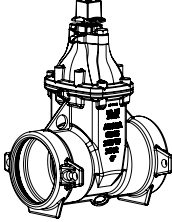
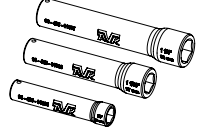
SERIES 65 AWWA C515

# REDUCED WALL DUCTILE

Size	FLxFL	HYxFL	HYxHY	MJxFL	MJxMJ	POxFL	POxPO
2"			X				
2.5"	X*		X				
3"	X	X	X	X	X		
4"	X	X	X	X	X	X	X
6"	X	X	X	X	X	X	X
8"	X	X	X	X	X	X	X
10"	X	X	X	X	X	X	X
12"	X	X	X	X	X	X	X

\* Sizes below 3" not included in AWWA Standards

Type	AVK Ref. #	Size	Weight		Price US \$	
			kg	lb		
<b>Series 65/FFN</b> <b>REDUCED WALL DUCTILE</b> <b>FL X FL To AWWA C515</b>  Flanged ends to ASME B 16.42 Class 150 NRS Ductile iron 250 PSI Size 2.5"-12"		65-065-FFN	2.5"	17	38	875
	65-080-FFN	3"	21	46	1,039	
	65-100-FFN	4"	28	62	1,161	
	65-150-FFN	6"	47	103	1,551	
	65-200-FFN	8"	66	146	2,425	
	65-250-FFN	10"	102	224	3,851	
	65-300-FFN	12"	141	310	4,651	
For 2" valves see Series 25 pg#17						
<b>Series 65/HFN</b> <b>REDUCED WALL DUCTILE</b> <b>HY X FL To AWWA C515</b>  HYMAX GRIP® X Flanged end to ANSI B 16.1 Class 125 NRS Ductile iron 250 PSI Size 4"-12"		65-100-HFN	4"	34	73	1,347
	65-150-HFN	6"	54	119	1,811	
	65-200-HFN	8"	78	170	2,717	
	65-250-HFN	10"	115	253	4,277	
	65-300-HFN	12"	151	331	5,357	
Add \$60 for anode machining						
<b>Series 65/HHN</b> <b>REDUCED WALL DUCTILE</b> <b>HY X HY To AWWA C515</b>  HYMAX GRIP® ends Class 150 NRS Ductile iron 250 PSI Size 1.5"-12"		65-050-HHN	1.5"-2"	38	83	1,068
	65-065-HHN	2.5"	38	83	1,293	
	65-080-HHN	3"	38	83	1,436	
	65-100-HHN	4"	38	83	1,599	
	65-150-HHN	6"	60	131	2,123	
	65-200-HHN	8"	88	193	3,329	
	65-250-HHN	10"	127	279	4,843	
	65-300-HHN	12"	159	349	6,017	
	Add \$60 for anode machining					
<b>Series 65/MFN</b> <b>REDUCED WALL DUCTILE</b> <b>MJ X FL To AWWA C515</b>  Mechanical joint end X Flanged end to ANSI B 16.1 Class 125 NRS Ductile iron 250 PSI Size 3"-12"		65-080-MFN	3"	19	42	995
	65-100-MFN	4"	25	54	1,119	
	65-150-MFN	6"	43	95	1,495	
	65-200-MFN	8"	63	139	2,335	
	65-250-MFN	10"	90	199	3,709	
	65-300-MFN	12"	135	297	4,479	
	Add \$60 for anode machining					
<b>Series 65/MMN</b> <b>REDUCED WALL DUCTILE</b> <b>MJ X MJ To AWWA C515</b>  To AWWA C515 Mechanical joint ends NRS Ductile iron 250 PSI Size 3"-12"		65-080-MMN	3"	19	42	1,049
	65-100-MMN	4"	24	52	1,171	
	65-150-MMN	6"	42	93	1,495	
	65-200-MMN	8"	59	129	2,379	
	65-250-MMN	10"	89	195	3,709	
	65-300-MMN	12"	127	279	4,693	
	For 2" valves see Series 25 pg#17 Add \$60 for anode machining					

<p><b>Type</b></p> <p><b>Series 65/PFN REDUCED WALL DUCTILE PO X FL To AWWA C515</b></p> <p>Push-on joint end ( TYTON ) X Flanged end to ASME B 16.42 Class 150 NRS Ductile iron 250 PSI Size 4"-12"</p> 	<table border="1"> <thead> <tr> <th data-bbox="574 98 885 262">AVK Ref. #</th> <th data-bbox="885 98 1096 262">Size</th> <th colspan="2" data-bbox="1096 98 1421 262">Weight</th> <th data-bbox="1421 98 1546 262">Price</th> </tr> <tr> <td></td> <td></td> <th data-bbox="1096 178 1193 262">kg</th> <th data-bbox="1193 178 1421 262">lb</th> <th data-bbox="1421 178 1546 262">US \$</th> </tr> </thead> <tbody> <tr> <td>65-100-PFN</td> <td>4"</td> <td>26</td> <td>58</td> <td>1,181</td> </tr> <tr> <td>65-150-PFN</td> <td>6"</td> <td>43</td> <td>95</td> <td>1,557</td> </tr> <tr> <td>65-200-PFN</td> <td>8"</td> <td>65</td> <td>142</td> <td>2,459</td> </tr> <tr> <td>65-250-PFN</td> <td>10"</td> <td>96</td> <td>212</td> <td>3,867</td> </tr> <tr> <td>65-300-PFN</td> <td>12"</td> <td>130</td> <td>287</td> <td>4,757</td> </tr> </tbody> </table> <p>Add \$60 for anode machining</p>	AVK Ref. #	Size	Weight		Price			kg	lb	US \$	65-100-PFN	4"	26	58	1,181	65-150-PFN	6"	43	95	1,557	65-200-PFN	8"	65	142	2,459	65-250-PFN	10"	96	212	3,867	65-300-PFN	12"	130	287	4,757
AVK Ref. #	Size	Weight		Price																																
		kg	lb	US \$																																
65-100-PFN	4"	26	58	1,181																																
65-150-PFN	6"	43	95	1,557																																
65-200-PFN	8"	65	142	2,459																																
65-250-PFN	10"	96	212	3,867																																
65-300-PFN	12"	130	287	4,757																																
<p><b>Series 65/PPN REDUCED WALL DUCTILE PO X PO To AWWA C515</b></p> <p>Push-on joint ends ( TYTON ) NRS Ductile iron 250 PSI Size 4"-12"</p> 	<table border="1"> <tbody> <tr> <td>65-100-PPN</td> <td>4"</td> <td>26</td> <td>56</td> <td>1,203</td> </tr> <tr> <td>65-150-PPN</td> <td>6"</td> <td>43</td> <td>95</td> <td>1,583</td> </tr> <tr> <td>65-200-PPN</td> <td>8"</td> <td>65</td> <td>142</td> <td>2,403</td> </tr> <tr> <td>65-250-PPN</td> <td>10"</td> <td>96</td> <td>212</td> <td>3,881</td> </tr> <tr> <td>65-300-PPN</td> <td>12"</td> <td>130</td> <td>287</td> <td>4,865</td> </tr> </tbody> </table> <p>Add \$60 for anode machining</p>	65-100-PPN	4"	26	56	1,203	65-150-PPN	6"	43	95	1,583	65-200-PPN	8"	65	142	2,403	65-250-PPN	10"	96	212	3,881	65-300-PPN	12"	130	287	4,865										
65-100-PPN	4"	26	56	1,203																																
65-150-PPN	6"	43	95	1,583																																
65-200-PPN	8"	65	142	2,403																																
65-250-PPN	10"	96	212	3,881																																
65-300-PPN	12"	130	287	4,865																																
<p><b>Series 27/65/67 HYMAX GRIP® Socket Set</b></p> <p>Sizes 1.5"-12"</p> 	<table border="1"> <tbody> <tr> <td>96-350-00282</td> <td>1.5" through 12"</td> <td>260</td> </tr> </tbody> </table> <p>Socket sets can be used on all HYMAX GRIP® fittings for Series 65 valves, Series 27 &amp; 67 hydrants</p>	96-350-00282	1.5" through 12"	260																																
96-350-00282	1.5" through 12"	260																																		